

Telephone: 256 41 4707 000
: 256 41 4232 095
Fax : 256 41 4230 163
: 256 41 4343 023
: 256 41 4341 286
Email : finance@finance.go.ug
Website : www.finance.go.ug



Ministry of Finance, Planning &
Economic Development
Plot 2-12, Apollo Kaggwa Road
P.O. Box, 8147
Kampala
Uganda

In any correspondence on
this subject please quote No. BPD 86/107/06

THE REPUBLIC OF UGANDA

5th July, 2018

**All Accounting Officers (Central Government, Local Governments & Missions Abroad)
All Chief Executive Officers of State Owned Enterprises and Public Corporations**

BUDGET EXECUTION CIRCULAR FOR FINANCIAL YEAR 2018/19

A. INTRODUCTION

1. In accordance with Article 156 of the Constitution of the Republic of Uganda and, Section 14 (1) of the Public Finance Management Act (2015) amended, the Budget for the FY 2018/19 was approved by Parliament on 1st June, 2018.
2. Section 13 (12) of the Public Finance Management (PFM) Act 2015 mandates the Minister of Finance, Planning and Economic Development to publish information on detailed estimates using any appropriate means. Accordingly, electronic copies of the Approved Budget Estimates for FY 2018/19 (Volume I Central Government Votes and Missions Abroad, Volume II Local Governments and Volume III State Owned Enterprises and Public Corporations) can be accessed from the Ministry's website: www.finance.go.ug and, the Budget Information Website: www.budget.go.ug.
3. The Budget for FY 2018/19 shall become effective by 1st July 2018 according to Section 13 (5) of the Public Finance Management (PFM) Act 2015.
4. The purpose of this Budget Execution Circular, therefore, is to:
 - i) Provide the Operational and Administrative Guidelines for the implementation of the Budget in the FY 2018/19;
 - ii) Communicate the Annual Cash Plan of Government for the FY 2018/19 by quarter, based on the approved work plans, procurement plans and recruitment plans approved by Parliament in line with

section 15(1) of the PFM Act 2015 (amended). The Annual Cash Plan is hereto attached as **Annex 1**;

- iii) Request you to start the implementation of Government programs and Projects for the Budget for FY 2018/19 in line with the Budget Strategy and priorities, approved work plans, procurement plans and recruitment plans, and budget implementation guidelines contained in this Circular and other Sector Guidelines.

B. IMPLEMENTATION OF PROGRAM BASED BUDGETING (PBB), WORKPLANS; PROCUREMENT PLANS AND RECRUITMENT PLANS FOR FY 2018/19

Program Budgeting System (PBS)

5. Effective FY 2017/18, Government embarked on the implementation of Program Based Budgeting (PBB) using the Program Budgeting System (PBS) to strengthen the link between spending and program-outcomes, outputs, inputs and their indicators for purposes of sustained measurement of service delivery. This has successfully been rolled out to all Government institutions and Missions Abroad. As part of this reform, the PBS has replaced the Output Budget Tool (OBT) that was hitherto used to prepare plans, budgets and reports. Therefore, preparation of planning documents (including the Budget Estimates, Performance Contracts, Human Resource Plans, and Procurement Plans) as well as quarterly performance reports have to be done on the PBS.
6. Ministries, Departments and Agencies with grant transfers to Local Governments have been requested to nominate Officers to be set up on the PBS. It will not be necessary for Local Government Accounting Officers to make separate submissions of the estimates and quarterly reports to these MDAs. This implies that the Local Governments will be required to submit this information on PBS.
7. All MALGs are therefore required to implement of their budgets in line with PBB based on program-outputs, inputs and indicators aligned to the 2nd National Development Plan and Vision 2040. Capacity building on the implementation of PBB and PBS is on-going including continuous refining of outcomes, outputs, targets and performance indicators.

Workplans

8. The implementation of the budget for the FY 2018/19 shall strictly follow the approved Work plans, Procurement Plans and Recruitment Plans and these


will form the basis for quarterly Expenditure Limits taking into account revenue performance, Progress Reporting and Physical Monitoring.

9. You are required to embark on your program/project procurement and recruitment activities as early as possible to minimize cost overruns and delayed procurements for FY 2018/19. This will also increase absorption of resources released to you. Furthermore, Accounting Officers are advised to sign contracts upon confirmation or availability of funds as per your approved procurement plans for FY 2018/19.
10. Furthermore, in the course of budget execution for FY 2017/18, it was noted that implementation of critical Government programmes continues to experience delays which has an overall effect on the attainment of the budget strategy and Government strategic objectives. This is largely on account of delayed procurements due to late initiation of procurement by beneficiary Departments; failure to appoint Contract Managers on time to fast track implementation; efficient management of Resettlement Action Plans and change of designs, among others. Therefore, moving forward, Accounting Officers should ensure that:
 - i) Contract Managers are appointed on time for every contract;
 - ii) The beneficiary Departments initiate the contracts in time as stipulated under the procurement plan; and
 - iii) Issues related to compensation should be undertaken in time.

C. RELEASE OF FUNDS, IN-YEAR VIREMENTS AND SUPPLEMENTARY EXPENDITURE

Quarterly Expenditure Limits

11. In order to facilitate timely release of funds in the FY 2018/19, this Ministry will undertake the following:
 - i) Issue One Quarterly Release Circular on Expenditure Limits for all categories of funds at once: Wage, Pension, Non-Wage Recurrent, GoU Development, External Financing and Appropriation in Aid (AiA) including Local Revenue.
 - ii) Quarterly expenditure limits will continue to be issued by the **10th day of the first month of the quarter** based on the annual work plans, quarterly work plans and within the available resources;
 - iii) For Missions Abroad, funds will be released twice in the course of the



financial year: in July (First Quarter) and in January (Third Quarter) purposely to guard against loss of poundage and enable Missions to meet obligations which require one-off payment, such as rent.

- iv) Release of funds for Public Universities excluding External Financing will be done in line with the semester system, i.e., in July (First Quarter) and in January (Third Quarter).
 - v) Release of funds for Post-Secondary Institutions (like National Teachers' Training Colleges, Colleges of Commerce, and Nursing Training Schools etc.) will be released aligned to the Termly Calendar of the Academic Year to facilitate timely planning and budget execution.
 - vi) In the FY 2018/19, Local Government Development Grants shall continue to be released 100% by Quarter Three (Q3) to eliminate unspent balances at the end of the fourth quarter.
 - vii) For Local Revenue, Parliament has, as part of its appropriation to Local Governments, included it for purposes of the Auditor General issuing a Grant of Credit that covers all funds under Local Governments. **All Local Governments must remit their Local Revenue collections to the Consolidated Fund to guide the releases in the subsequent quarters.**
 - viii) External Financing and AIA disbursements for MALGs will be released after issuance of expenditure limits based on your budget and cash flow projections submitted at the time of submitting the estimates. **For First Quarter, Expenditure Limits will be 25% of the Budget and subsequent quarter releases will depend on disbursements of the previous quarters.**
12. All Local Government Accounting Officers are reminded to resubmit their details of Account Numbers for Lower Local Governments and Lower Level Units to this Ministry by **9th July, 2018**.

Warranting and Invoicing of Funds

13. In order to ensure quick processing and warranting of funds and avoid loss of valuable time on analysis of warrants, resulting from partial warranting by Accounting Officers, in FY 2018/19 Expenditure Limits will be issued and loaded onto the PBS which is now interfaced with IFMS by budget category (Wage, Pension and Gratuity, Non-Wage Recurrent, GoU Development, Appropriation in Aid (including Local Revenue) and External Funding) against which you will request for Accounting Warrants.

Accounting Officers should warrant 100% of all funds available at once for all categories of expenditures. Partial submissions will be rejected.

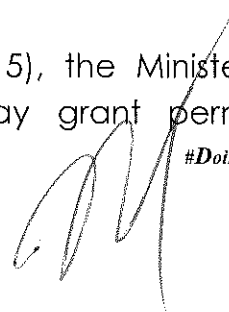
14. Local Government Accounting Officers should ensure that invoicing to the lower level facilities such as Health Units, Education Institutions, Sub-Counties and Municipal Divisions is done not later than the **20th day of the first month of the quarter**. Likewise, all funds budgeted through the Center Votes **(as indicated in Annex 2)** for transfer to other **Agencies or Projects or subventions** should be transferred by the same date.
15. I would like to reiterate that Accounting Officers should submit all Accounting Warrants accordingly on the IFMS in a given Quarter using the source codes provided in **Annex 3**;
16. **Accounting Officers will be required to submit accounting warrants within five working days after expenditure limits of a given quarter have been issued and once submitted, rejection/approval by this Ministry will be done within 48 hours.**
17. Accounting Officers are advised to keep their usernames and passwords up to date and not forget them easily, causing delays in warranting and invoicing of funds for public service delivery. In case of any such challenges, please: **Contact IFMS service Desk on; Tel: 0414707440 or 0414707305 and; E-mail; servicedesk@ifms.go.ug**

Finance Committee Meetings

18. All Ministries, Agencies and Local Governments, upon receipt of the Quarterly expenditure limits, must convene their Finance Committee Meetings to discuss progress of implementation of the priority programs in the previous quarter and to rationalize expenditure requirements of the new quarter before submitting a request for warranting of funds for the quarter for which expenditure limits have been issued. This ensures transparency and systematic implementation of priority programs within a Vote in line with the Government Commitment Control Policy. **Scanned copies of signed minutes of these meetings should be sent to this Ministry for the attention of Director Budget on a quarterly basis to guide the release of funds.**

Virement of funds

19. Under Section 22 (2) of the PFM Act (2015), the Minister of Finance, Planning and Economic Development may grant permission to an



#DoingMore

Accounting Officer to vary within his/her Vote the money requested as long as it does not exceed 10 percent of the money allocated to an item/activity and neither cause liability nor significant alterations from the item being vired from. In addition, virements will not be allowed once expenditure limits have been issued. **All Accounting Officers should initiate requests for virements, if any, before expenditure limits are issued to avoid delays in the warranting process. In any case, this should be done not later than the 30th day of the last month of the previous quarter.**

20. In line with the above provisions of the PFM Act, once a Virement has been approved, you will be informed in writing for your necessary action on the IFMS. When seeking Virement, you are required to ensure that:

- i) Funds are spent against the items for which they are released and in line with the approved Work plans; and
- ii) Virements will not be allowed from statutory items (Wage, Pensions and Gratuity in particular) to non-statutory items/activities.

Supplementary Funding

21. For the purpose of Section 25 of the PFM Act (2015) as amended and Part 3 (18) of the PFM Regulations, the Hon. Minister of Finance may approve a supplementary budget upon if it was "**unavoidable**" or "**unforeseeable**" at the time of Budget preparation. In the event that an Accounting Officer deems it necessary to ask for a Supplementary, then he/she should have a realistic work plan with a budget and seek clearance from the Sector Working Group in line with the Sector-Wide Planning Program Based Budgeting principles.


22. All requests for supplementary funding should have exhausted the 10% Virement allowed under the law.

23. I wish to reiterate that this Ministry will not approve any supplementary budgets unless they satisfy the above legal requirements.

D. SALARIES, PENSION AND GRATUITY MANAGEMENT

Salary Enhancement and Recruitment in FY 2018/19

24. Government through the Ministry of Public Service, has developed a five year pay target to be implemented in a phased manner following Cabinet approval.



25. Government will therefore, effect salary enhancement in FY 2018/19 starting with teachers, medical workers, scientists, the judiciary, lower cadres of the Police, Prisons and the Uganda Peoples' Defense Forces (UPDF). Consequently, other cadres will follow. A Circular has been issued to this effect and the Ministry of Public Service will automatically adjust the salaries on the IPPS with effect from July 2018.

Acting Appointments

26. It has come to my attention that many people have been kept in Acting Positions for over six (6) months which is contrary to the Standing Orders, and being paid Acting Allowances. This has led to several critical posts in Service not being filled timely even when funds are being availed for recruitment. Any Officer who acts for more than six (6) months must get approval from the Service Commission for the extension of the Acting Capacity in a given post in line with the Standing Orders. **Therefore, no payments must be made to people who have acted for more than six (6) months without renewal of their Acting Appointments by Appointing Authorities and Service Commissions.**
27. In FY 2018/19, there will be no recruitment of staff into the Public Service except on replacement basis and where funds have been provided for in the Wage Budget for FY 2018/19. All Accounting Officers must budget adequately for all in-post officers.

Decentralized Payroll Management

28. Payments for salary, pensions and gratuity will be based on staff in-post and their corresponding National Identification Numbers (NINs) and Tax Identification Numbers (TINs) as submitted by Accounting Officers at the time of finalizing the Budget. **Staff and Pensioners without NINs and TINs shall be treated as non-existent in the Service and therefore should not be paid. Accounting Officers who fail to comply with this instruction will be held personally responsible for loss of Public funds.**
29. It is a requirement that Accounting Officers share the information on the payments made with the Ministry of Public Service within five working days after the payments have been effected; secondly, the payments should not exceed the details on the IPPS of the previous month and must be within the staff establishment ceilings. As you are aware, that the management of pension and salary has been fully decentralized and you

are accountable. **Accounting Officers will be held responsible for paying outside the staff ceilings and beyond IPPS details of the previous month.**

30. To ensure effectiveness and efficiency in payment of salaries in FY 2018/19, you are urged to process payrolls and submit your pay-change reports in time to avoid delays. **As has been the case, salaries, pensions and gratuity should be paid by the 28th day of the month at the latest.**

31. As a measure of budget transparency and accountability, Accounting Officers are instructed to display schedules of Salaries, Pension, Gratuity and their respective arrears on the Public Notice Boards.

Payroll Deductions

32. Accounting Officers should ensure that all net payments are effected together with the required deductions. Any submissions without deductions will be automatically rejected on the system. This applies to all Accounting Officers because some Accounting Officers pay Net salary and deductions on different days. As a result, arrears in form of deductions have been accumulating over the financial years and it's also difficult to estimate performance.

Duty Facilitating Allowances

33. It has been noted that some Government institutions, specifically State Owned Enterprises and Public Corporations pay duty facilitating allowances at rates higher than the levels specified in the approved Circular Standing Instructions. **You are therefore reminded to ensure strict adherence to both the Public Service Circular Standing Instructions and the Public Service Standing Orders which apply to the entire Public Sector, including State Owned Enterprises and Public Corporations.**

34. As you are aware, Cabinet (in Cabinet Memorandum CT (2018)99) approved new facilitating rates for political leaders and civil servants. **You are all advised to implement activities and facilitate political leaders and civil servants within the resources provided to you as already appropriated by Parliament for FY 2018/19.**

Travel Abroad

35. Cabinet in the Minute Extract of the Cabinet Memorandum Extract CT (2017) 125 directed that the procurement of air tickets should be made

directly from the respective Airlines.

E. PROCUREMENT AND PAYMENT OF GOODS AND SERVICES

Cancellation of Local Purchase Orders (LPOs)

36.It has been noted that Accounting Officers are accumulating arrears through cancellation of LPOs and issuing new ones for other activities. This leads to non-payment of service providers and crowding them out of business. Effective FY 2018/19, the authority to approve cancellation of LPOs will be granted by my office. Accordingly, any Accounting Officer who wishes to have any LPO cancelled, should first seek approval from my office with justifiable reasons.

Contracting and Payment of Service Providers

37.Contracting and Payments of goods and services for Government and Public use is strictly in **UGANDA SHILLINGS (USHS/UGX)** and not in any **FOREIGN CURRENCY** except for **Missions Abroad**. You should take into consideration this policy guidance in the methods of procurement to be applied.

Domestic Arrears

38.It has been observed that a number of Accounting Officers easily divert funds meant for settlement of arrears to finance other unverified or ineligible expenditures and thus, creating more arrears and making it difficult to clear verified and budgeted arrears stocks.

39.This Ministry has developed a Domestic Arrears Management Strategy, providing measures to mitigate against continued accumulation of arrears and diversion of arrears resources. These include the need to: (i) undertake a comprehensive domestic arrears stock taking and verification exercise, (ii) budgetary allocations to be supported by supplier specific information, (iii) enhancing the Chart of Accounts to permit detailed performance reports, (iv) Strengthened Accountability, and (iv) Protection from in-year Re-allocations.

40.To prevent further accumulation of new arrears, Commitment controls are part of the internal control system, which should prevent public entities from initiating expenditures without credible budgets. This is certainly the case with respect to fixed or unavoidable commitments defined to

include; pensions, salaries, utilities, rental obligations, subscription to international organizations and multi-year contracts in the development budget. However, for supplies of other goods and services whose consumption can be easily varied in line with cash availability, arrears accumulation is often the result of violation of the CCS.

41. In line with Section 21 (2) of the PFM Act (2015) therefore, payment of verified outstanding arrears should take the first call on released funds in Quarter One. Accordingly in FY 2018/19, Accounting Officers are urged to prioritize payment of arrears in Quarter One. Verified service providers should have a first call on the released funds. No rent and other utilities arrears are expected in FY 2018/19 and subsequent years in order to mitigate the negative impact on the economy by crowding out the Private Sector.

42. Accounting Officers who accumulate any arrears in FY 2018/19 will have their letters of appointment revoked since this contravenes Section 79 (m) a, e and q of the PFM Act, 2015 (amended). Furthermore, any accumulated arrears for the Vote will be deducted from the corresponding Votes' MTEF Allocations and charged at source by this Ministry.

Payment of Rent, Utilities and Service Providers

43. In the Budget for FY 2018/19, all utilities and rent arrears have been fully provided for. You are therefore required to clear all your utility and rent bills in time once the release is made.

44. **You are further reminded that procurement of new service providers or any increases in rates must be through a new contract. In addition, as may be in the case of rent, the contract must be authorized by Office of the President and contracted in Local Currency.**

Payment of Taxes by Government

45. As indicated in the 2nd Budget Call Circular dated 15th February, 2018 and in reference to the Budget Speech FY 2018/19, all Accounting Officers were advised on Tax Inclusive Budgeting. Therefore, all payments on goods and services are tax inclusive and accordingly, gross expenditures should be made when clearing certificates concurrently. **Accounting Officers are strongly advised to comply with this directive and remit all tax deductions to Uganda Revenue Authority (URA).**

46. However, for externally funded projects, VAT payable on a taxable supply made to a Government MDA by a contractor is deemed to have been paid by the respective MDA on condition that it is for use solely and exclusively for the externally funded project.
47. In addition, the VAT payable on a taxable supply made by a supplier to a contractor executing an externally funded project is deemed to have been paid by the contractor provided the supply is for use by the Contractor solely and exclusively for the externally funded project.

F. BUDGET PERFORMANCE REPORTING

Performance Contracts

48. Effective FY 2017/18, all performance assessments are carried out at both half year and annual basis, and the evaluation is based on the intermediate outcomes under the Program Based Budgeting (PBB) arrangement, emphasizing reporting on results. Monitoring of performance contracts will therefore be linked to performance management.

Quarterly Performance Reports

49. According to Section 16 of the PFMA 2015, you are required to submit quarterly budget performance reports clearly indicating the actual performance against the planned outputs and performance for each quarter showing the quantity/quality and physical location of the reported outputs against expenditure.
50. All performance reports should be based on the PBS programs and sub-programs under your respective Votes for which Parliament appropriated the resources for FY 2018/19
51. Reporting timelines should therefore be adhered to for purposes of timely assessment of your quarterly reports as submitted to this Ministry.
- 52. Failure to adhere to the reporting requirements will attract sanctions such as non-appointment or withdrawal of appointment as Accounting Officers and halting financial transactions of the non-compliant Votes as per Sections 15, 78, 79 and 80 of the PFM Act 2015.**

Coordination of Monitoring of Budget Performance

53. It has been noted that there are still gaps in enforcement and

coordination of monitoring by both the Center and Local Governments. Therefore, in FY 2018/19, all Ministries, Departments, Agencies and Local governments are reminded to submit:

- i) Annual monitoring plans for Government programs and/or projects under your Vote to Office of the Prime Minister with a copy to my Ministry, Ministry of Local Government and National Planning Authority for harmonization to ensure proper coordination to avoid duplication and fatigue; and
- ii) Quarterly monitoring reports to Office of the Prime Minister with a copy to this Ministry, for the attention of the Director Budget.

G. MANAGEMENT OF BANK ACCOUNTS

54. All Local Governments were requested to submit their General Fund and other Bank Account details at the time of finalizing the Budget for all direct transfers by **20th June, 2018. Please note that these bank account details are the ones this Ministry will strictly use throughout the FY 2018/19 and we do not expect any new accounts to be created thereafter.**

55. Some Local Government Accounting Officers have the tendency to open new bank accounts in the middle of the financial year. This practice is not allowed except on approval of the Accountant General as provided for in Section 33 of The PFMA (2015). The new Bank Account details **MUST** be forwarded to Accountant General for setup on the IFMS by **10th July, 2018 with reasons for the change.**

H. NON TAX REVENUE (NTR) AND APPROPRIATION IN AID (AIA)

56. Section 29 of the PFM Act (2015) requires that all NTR collected should be remitted to the Consolidated Fund. In the FY 2018/19, all NTR will be collected and remitted to the Consolidated Fund by the Uganda Revenue Authority (URA). Any institution that attempts to collect and use NTR at source will be penalized accordingly.

I. GRANT TRANSFERS TO LOCAL GOVERNMENTS

57. Effective FY 2018/19, all budgets for Local Governments will be loaded at item level as opposed to grant level as the case has been. This requirement is envisaged to improve budget integrity, timely disbursement of funds, monitoring and accountability.

58. Local Government Performance Assessment: In FY 2017/18, Government through the Office of the Office of the Prime Minister introduced Local Government Performance Assessment (LGPA). The assessment results were to be used to determine 50% allocation of the development budget. Given that this was the first year of rolling out LGPA, the results were not used to impact the allocation of the development budget but will nevertheless be used to draw performance improvement plans to support the Local Governments that performed poorly. However, the LGPA results of FY 2018/19 will be used to determine 50% allocation of development budget. LG Accounting Officers are therefore urged to adequately prepare for this assessment. The next assessment is planned for August - September 2018 (Desk Assessment) and October - November 2018 (Field Assessment).

59. Submission of Quarterly Progress Reports: It has been observed that Accounting Officers submit reports late. **The reports must be submitted by 30th of the first month of the following quarter. Failure to submit the report will leave this Ministry with no option but to publish defaulting Accounting Officers in the press as a budget transparency initiative and accountability to the general public in addition to other administrative measures to be taken.**

60. Newly created Local Governments: Cabinet guided that operationalization of the 200 sub-counties and 196 town councils be halted till corresponding funding is available. Accounting Officers are strongly advised to maintain administration and boundaries under the previous mother Sub-Counties. However, this directive excludes the six Town Councils of the newly created Districts of **Nabilatuk, Bugweri, Kapelebyong, Kasanda, Kwanja and Kikuube**. As such, all the other newly created Town Councils and Sub counties should not start operations until otherwise advised.

J. PUBLIC INVESTMENT MANAGEMENT

61. It has been observed that implementation of Government projects continues to be undermined by lack of readiness, delays in procurements, late acquisition of right of way, poor contract management and inadequate capacity to implement and evaluate on-going projects. These have resulted into delays in completion of key projects, cost overruns and higher commitment fees on foreign debt on account of low absorption and poor timely completion.

62. In order to address the above challenges in regard to project execution, you are required to ensure that;

- i. The work plans prioritize a) allocation of resources to commitments made in the previous years prior to new project commitments, b) counterpart funding requirements necessary to support donor funded projects c) allocation of funds towards regular operation, maintenance and rehabilitation of already created Government assets.
- ii. Project Preparation Committees (PPCs) are in place and operational within your MDAs. The role of the PPCs is to provide technical guidance on project preparation, review on-going projects as well as participate in portfolio reviews undertaken by this Ministry together with Development Partners and any remedial actions agreed upon should be promptly implemented to address the bottlenecks identified by these reviews during FY2018/19.
- iii. The projects are implemented as per the approved statement of Multiyear expenditure commitments. As such, you are required to **ensure that projects, whose life spans end by 30th June, 2019 should be fast tracked to completion since no further extensions shall be granted beyond the current end dates**. The list of projects scheduled to exit the PIP at the end of FY2018/19 is hereto attached for your fast-tracking as **Annex 4**.
- iv. Project coordinators (and/or managers) should maintain contact with the respective Planning Units in order to ensure timely flow of information as well as seamless execution of the already committed projects.
- v. For all projects that were exited from the Public Investment Plan (PIP) by the end of FY2017/18 as shown in **Annex 5**, you are required to finalise and submit to this Ministry the respective project completion reports.

K. CONCLUSION

Finally, the policy and administrative guidelines issued to you in this Circular are meant to enhance timely implementation of Government programs for FY 2018/19 as guided by the Budget Strategy which was elaborated in the Budget Speech. I wish to reiterate that you seriously take into account timely

execution of the procurement as well as recruitment plans, timely payments of service providers and of timely submission of quarterly performance reports. This will improve the absorption of funds, enhance transparency and accountability of public resources and ultimately contribute to improved service delivery.



Keith Muhakanizi

PERMANENT SECRETARY/SECRETARY TO THE TREASURY

Copy to: Rt. Hon. Speaker of Parliament

Rt. Hon. Deputy Speaker of Parliament

Rt. Hon. Prime Minister

Rt. Hon. 1st Deputy Prime Minister and Minister of Public Service

Rt. Hon. 2nd Deputy Prime Minister & Deputy Leader of Government Business

Hon. Minister of Finance, Planning and Economic Development

All Hon. Ministers and Ministers of State

All Hon. Members of Parliament

The Chairperson, Parliamentary Budget Committee

The Chairperson, National Planning Authority

The Head of Public Service and Secretary to Cabinet

Auditor General, Office of the Auditor General

The Inspector General of Government

Heads of Uganda's Missions Abroad

All Chairpersons LCV and Mayors of Municipalities

All Resident District Commissioners

All Chairpersons of Service Commissions and Appointing Authorities

The Director, Parliamentary Budget Office

Annex 1a: Annual GOU CashFlow Plan FY 2018/19

Vote	Vote Description	Wage	Budget		Total	Q1 Actual		Total
			Non Wage	Devt.		Wage	Non Wage	
001	Office of the President	50,056,453,830	106,074,292,339	3,566,903,923	159,697,650,092	12,503,175,811	34,864,805,386	1,341,519,653
002	State House	15,224,983,542	246,488,381,678	12,338,411,302	274,051,776,522	3,806,245,886	81,230,263,490	4,422,102,826
003	Office of the Prime Minister	2,875,264,198	74,389,409,330	54,256,921,257	131,531,594,785	718,816,050	17,650,091,789	7,939,146,413
004	Ministry of Defence and Veteran Affairs	519,464,232,551	654,711,611,420	470,248,200,623	1,644,424,017,604	129,866,058,890	179,775,356,878	4,266,994,334
005	Ministry of Public Service	5,231,420,551	20,071,570,536	4,938,337,360	30,241,328,451	1,285,335,139	5,541,611,629	8,275,435,338
006	Ministry of Foreign Affairs	5,536,259,952	33,006,291,756	712,990,598	39,255,542,306	1,384,064,988	6,415,007,994	274,501,380
007	Ministry of Justice and Constitutional Affairs	4,605,833,135	47,171,070,366	84,382,399,678	136,159,305,177	1,151,458,784	13,663,827,739	16,160,771,734
008	Ministry of Finance, Planning & Economic Dev.	6,587,717,274	308,372,919,648	65,860,517,476	380,821,154,398	1,666,929,319	84,896,554,679	12,558,676,608
009	Ministry of Internal Affairs	1,998,175,498	22,961,867,005	1,558,701,718	26,218,744,221	489,543,875	6,286,768,933	770,022,482
010	Ministry of Agriculture, Animal, Industry & Fisheries	11,944,348,952	36,272,677,573	99,334,583,324	147,551,609,853	2,976,721,840	7,217,376,047	25,514,941,755
011	Ministry of Local Government	8,568,702,754	13,672,635,002	34,162,690,032	56,404,627,788	2,025,715,570	4,557,831,128	10,544,040,491
012	Ministry of Lands, Housing & Urban Dev.	8,102,862,280	31,356,210,647	20,100,964,458	59,560,037,385	2,025,715,570	6,371,694,525	13,970,834,764
013	Ministry of Education and Sports	14,148,774,701	190,720,711,236	67,571,280,039	272,486,014,045	2,854,693,675	13,197,914,303	19,840,726,566
014	Ministry of Health	11,418,774,701	64,870,511,710	51,748,752,577	128,038,038,988	614,562,179	52,806,971,009	5,435,661,785
015	Ministry of Trade, Industry and Cooperatives	2,458,248,716	68,133,859,957	28,626,568,092	99,218,676,745	2,966,450,763	12,741,524,907	198,362,117,842
016	Ministry of Works and Transport	11,865,803,051	69,185,825,820	374,521,596,072	455,573,224,943	1,556,142,656	17,048,934,989	165,044,715,099
017	Ministry of Energy and Mineral Development	6,224,570,622	86,030,237,939	325,226,819,369	417,481,627,930	1,013,189,414	12,136,575,536	23,103,376,228
018	Ministry of Gender, Labour and Social Dev.	4,052,757,656	58,575,501,715	111,587,983,627	174,216,242,998	1,764,811,331	3,219,737,302	13,752,505,964
019	Ministry of Water and Environment	7,181,899,228	14,701,983,072	301,161,900,586	323,045,782,886	1,484,237,586	1,165,319,013	3,890,110,064
020	Ministry of Information & National Guidance	5,936,950,345	17,136,004,425	15,222,839,682	38,295,794,452	283,849,687	8,700,830,812	375,238,000
021	East African Community Affairs	1,133,398,749	26,759,336,238	530,400,000	28,425,134,987	521,400,947	1,817,837,484	1,276,055,540
022	Ministry of Tourism, Wildlife and Antiquities	2,085,603,786	7,622,861,463	6,081,968,872	15,799,434,121	8,039,369,412	5,505,734,997	8,406,493,035
023	Ministry of Science, Technology and Innovation	2,060,364,768	29,354,279,984	24,457,838,800	55,872,483,552	51,091,192	25,611,217,589	3,133,515,000
101	Judiciary	32,157,477,646	91,868,354,339	4,069,500,000	128,095,332,005	8,039,369,412	11,978,458,267	11,978,458,267
102	Electoral Commission-Statutory	34,205,472,442	48,136,846,787	6,200,000,000	88,542,319,239	8,551,368,111	11,978,458,267	11,978,458,267
103	Inspectorate of Government (IG) -Statutory	21,169,761,280	18,044,022,149	13,593,212,651	52,806,996,080	5,292,440,320	3,293,857,175	5,515,503,174
104	Parliamentary Commission-Statutory	86,932,848,938	343,871,036,813	66,997,481,226	497,801,366,977	21,733,212,295	113,226,531,380	153,366,961,072
105	Law Reform Commission-Statutory	4,073,396,523	6,098,958,739	200,020,403	10,327,375,719	1,018,349,131	1,407,824,458	5,390,000
106	Uganda Human Rights Comm-Statutory	6,596,848,793	13,218,190,548	411,797,335	20,224,836,676	1,648,712,198	4,045,469,337	283,666,974
107	Uganda National Road Authority	1,319,679,712	5,419,961,193	127,809,000	6,867,449,905	329,919,928	1,357,477,990	1,357,477,990
108	National Planning Authority-Statutory	8,257,649,932	16,751,112,436	1,044,167,988	26,052,930,356	9,903,037,547	3,874,327,792	3,874,327,792
109	Law Development Centre	3,803,985,000	2,970,099,999	3,393,504,237	10,167,389,236	90,996,250	1,454,900,000	1,265,702,480
110	Uganda Industrial Research Institute	3,720,150,188	2,055,476,681	7,983,966,138	13,759,593,007	950,966,250	478,484,000	1,808,729,763
111	Buitema University	21,770,417,656	8,888,408,230	1,120,730,327	31,779,556,213	5,442,604,417	3,679,723,143	267,559,598
112	Ethics and Integrity	908,483,076	4,033,019,186	210,596,691	5,152,098,953	227,120,769	883,079,778	1,120,200,547
113	Uganda National Road Authority	71,105,192,984	27,508,690,529	1,612,700,205,714	1,711,314,089,227	17,776,298,246	5,396,053,581	403,175,051,429
114	Uganda Cancer Institute	4,739,141,811	10,280,865,721	11,929,264,971	26,949,272,503	1,184,785,453	1,990,295,455	2,159,193,956
115	Uganda Heart Institute	4,200,623,300	4,872,969,168	4,500,000,000	13,573,592,468	1,050,155,825	1,202,305,049	1,113,788,676
116	National Medical Stores	9,913,084,681	267,051,382,096	-	276,964,466,777	2,478,271,170	67,110,562,200	67,110,562,200
117	Uganda Tourism Board	1,855,392,000	14,806,190,988	553,302,512	542,517,023,289	463,848,000	2,895,692,789	3,398,244,839
118	Road Fund	2,667,413,000	532,979,610,289	6,870,000,000	542,517,023,289	17,214,885,450	133,233,788,353	1,155,000,000
119	Uganda Registration Services Bureau	7,550,356,645	5,905,788,998	-	13,456,145,643	1,887,589,161	3,141,065,751	38,704,050
120	National Citizenship and Immigration Control	4,417,488,712	13,118,475,405	9,230,746,166	26,766,710,283	1,104,372,148	8,203,826,826	2,836,636,837
121	Dairy Development Authority	1,570,478,000	2,122,577,287	2,042,434,967	5,733,412,274	392,600,000	598,019,637	1,009,677,962
122	KAMPAL CAPITAL CITY AUTHORITY	72,700,176,613	12,228,213,847	77,717,951,847	162,646,344,307	18,175,044,653	4,474,415,206	43,180,828,865
123	Rural Electrification Agency (REA)	-	-	101,976,000,000	101,976,000,000	-	-	23,556,456,000
124	Equal Opportunities Commission	2,966,807,972	8,905,074,374	1,300,000,000	13,171,882,296	741,701,993	1,665,058,190	1,001,000,000
125	National Animal Genetic Res. Centre and Data Bank	1,900,000,000	1,732,919,536	7,364,216,572	10,997,136,108	475,000,000	333,547,413	2,692,120,882
126	National Information Technology Authority	6,645,161,925	19,530,347,468	2,379,791,269	28,553,300,662	1,661,290,481	3,713,994,655	665,898,439
127	Muni University	6,774,253,186	3,400,223,657	4,599,048,684	14,773,525,527	1,633,563,297	1,633,692,068	463,120,166
128	UNITEC	3,950,000,000	53,479,707,578	4,500,000,000	61,929,707,578	967,500,000	6,097,370,550	3,465,000,000
129	Financial Intelligence Authority	3,477,400,000	8,557,173,634	465,000,000	12,499,573,634	869,350,000	4,309,796,405	186,500,000

Annex 1a: Annual GOU CashFlow Plan FY 2018/19

Vote	Vote Description	Wage	Non Wage	Budget		Total	Wage	Q1 Actual		Total
				Devt.				Non Wage	Devt.	
130	Treasury Operations	2,769,543,624	8,861,723,126,441	3,975,509,736	55,789,459,099	8,861,723,126,441	6,942,385,936	2,278,535,290,691	1,443,906,999	2,786,535,290,691
131	Auditor General- Statutory	2,816,299,471	5,141,609,804	3,773,870,030	8,335,296,305	8,335,296,305	8,067,104,977	8,067,104,977	1,443,906,999	16,453,297,932
132	Education Service Commission	8,889,293,133	19,204,601,662	6,455,351,179	34,549,245,974	34,549,245,974	4,140,630,416	973,155,102	7,128,447,801	1,619,275,502
133	Directorate of Public Prosecutions	2,325,110,826	3,816,298,464	263,399,681	6,404,808,971	6,404,808,971	581,277,707	785,679,540	1,101,408,877	1,486,356,124
134	Health Service Commission	134,674,986,761	45,910,623,573	10,409,340,686	190,994,951,020	190,994,951,020	33,668,746,650	26,346,285,525	2,400,887,082	62,415,919,297
136	Makerere University	27,395,741,115	4,099,613,483	3,598,768,714	35,094,123,312	35,094,123,312	6,848,995,279	2,049,123,420	626,928,424	9,924,987,122
137	Mbarara University	25,440,169,763	4,252,096,109	2,800,000,000	32,492,265,872	32,492,265,872	1,954,326,138	2,156,000,000	556,599,732	15,455,235,716
138	Makerere University Business School	42,123,733,987	9,056,347,972	891,414,379	52,071,496,338	52,071,496,338	10,530,933,497	4,367,711,488	229,821,982	1,847,900,044
139	Kyambogo University	5,317,312,246	459,643,964	1,500,000,000	7,276,956,210	7,276,956,210	1,329,338,062	229,821,982	3,072,423,800	76,884,859,105
140	Uganda Management Institute	133,964,265,037	163,324,676,735	34,639,695,827	331,928,637,599	331,928,637,599	33,491,066,259	40,321,369,045	5,767,685,646	13,272,042,699
141	Uganda Revenue Authority	22,472,228,449	7,212,740,164	32,782,993,562	62,467,962,175	62,467,962,175	6,263,828,046	1,886,299,941	4,569,038,682	14,045,245,199
142	National Agricultural Research Organisation	12,849,513,885	21,160,627,016	15,409,485,946	49,419,626,847	49,419,626,847	3,212,378,471	6,263,828,046	64,476,787,513	212,166,856,228
143	Uganda Bureau of Statistics	286,540,059,271	215,336,254,335	145,663,768,605	647,540,082,211	647,540,082,211	71,635,053,893	38,713,489,702	12,684,297,118	67,116,702,081
144	Uganda Police Force	62,875,661,047	115,447,178,846	36,950,723,657	215,273,563,550	215,273,563,550	15,718,915,262	1,112,132,161	180,351,049	1,956,983,567
145	Uganda Prisons	2,658,001,427	5,554,825,016	484,222,142	8,697,048,585	8,697,048,585	664,500,357	641,733,643	229,152,000	1,150,590,243
146	Public Service Commission	1,118,818,400	3,571,569,261	571,699,840	5,262,087,501	5,262,087,501	494,739,712	1,607,873,799	379,453,400	2,482,066,911
147	Local Government Finance Comm	1,978,958,846	7,526,056,953	492,796,624	35,515,535,785	35,515,535,785	6,980,514,567	2,478,552,583	611,528,371	10,070,595,521
148	Judicial Service Commission	27,922,058,270	5,088,438,414	2,505,039,101	14,604,598,264	14,604,598,264	1,528,993,658	1,078,120,943	306,568,698	2,913,683,279
149	Gulu University	6,115,974,551	7,573,270,719	915,352,994	19,182,098,623	19,182,098,623	959,470,552	2,432,096,506	662,200,000	4,053,767,058
150	National Environment Management Authority	3,837,882,208	12,474,216,415	2,870,000,000	24,851,777,620	24,851,777,620	1,742,147,950	1,656,414,555	2,187,570,000	9,645,891,420
151	Uganda Blood Transfusion Service (UBTS)	2,184,900,000	6,889,185,820	10,994,000,000	24,851,777,620	24,851,777,620	1,742,147,950	1,656,414,555	2,187,570,000	9,645,891,420
152	NAADS Secretariat	6,968,591,800	5,315,962,301	9,579,748,373	21,251,409,674	21,251,409,674	1,588,924,750	1,087,033,635	3,546,464,743	6,222,443,128
153	Public Procurement and Disposal of Assets	6,355,699,000	583,597,653	4,411,000,000	31,075,802,009	31,075,802,009	1,334,094,473	244,035,290	1,111,687,500	1,169,256,358
154	Uganda National Bureau of Standards	613,637,890	637,348,440	29,824,815,679	16,773,615,781	16,773,615,781	1,330,000,000	1,027,104,833	2,264,952,305	4,642,057,138
155	Cotton Development Organisation	5,400,000,000	5,489,150,687	5,884,465,094	43,066,373,815	43,066,373,815	2,941,079,900	45,561,317,085	2,153,326,560	45,561,317,085
156	Uganda Land Commission	11,764,319,600	27,410,054,215	3,892,000,000	76,418,512,026	76,418,512,026	8,461,841,506	6,760,421,954	1,502,370,332	12,554,049,679
157	National Forestry Authority	8,356,932,998	5,821,176,636	1,808,140,579	13,052,025,143	13,052,025,143	1,376,772,656	1,330,000,000	2,022,049,708	548,118,246
159	External Security Organisation	7,413,000,000	3,791,240,599	1,539,690,551	26,587,864,148	26,587,864,148	2,089,233,250	2,022,049,708	1,155,000,000	5,266,282,958
160	Uganda Coffee Development Authority	33,888,278,025	4,164,949,814	14,957,320,974	7,129,201,458	7,129,201,458	1,853,250,000	454,485,699	655,474,446	2,965,210,145
161	Mulago Hospital Complex	5,422,207,928	25,644,598,082	6,020,000,000	65,552,876,107	65,552,876,107	8,461,841,506	6,760,421,954	1,502,370,332	12,554,049,679
162	Butabika Hospital	8,356,932,998	3,791,240,599	1,539,690,551	26,587,864,148	26,587,864,148	2,089,233,250	2,022,049,708	1,155,000,000	5,266,282,958
301	Lira University	7,413,000,000	4,164,949,814	14,957,320,974	7,129,201,458	7,129,201,458	1,853,250,000	454,485,699	655,474,446	2,965,210,145
302	UNMA	3,605,163,636	3,524,037,822	400,000,000	7,117,120,461	7,117,120,461	385,283,779	1,178,576,478	38,500,000	1,602,360,257
303	NCDC	1,541,135,116	5,175,985,345	10,344,357,000	19,327,208,495	19,327,208,495	333,468,442	4,003,917,667	6,436,361,859	10,773,747,968
304	UVRI	1,333,873,768	2,777,631,376	3,078,997,654	315,300,000	315,300,000	187,999,131	187,999,131	36,390,417	539,689,548
305	DGAL	1,261,200,000	1,421,516,934	600,000,000	17,145,286,689	17,145,286,689	3,441,913,828	1,313,815,688	65,450,000	4,882,119,516
306	Uganda Export Promotion Board	4,679,165,255	1,506,007,708	6,000,000,000	12,185,172,963	12,185,172,963	1,169,791,314	727,366,354	1,496,687,500	3,393,845,168
307	Kabale University	13,062,000,000	29,590,622,356	10,349,562,769	53,002,185,125	53,002,185,125	3,265,500,000	5,340,423,935	4,543,326,334	13,144,250,268
308	Soroti University	4,413,026,000	6,196,505,000	374,209,000	10,983,740,000	10,983,740,000	1,103,256,500	2,049,535,207	69,789,979	3,222,581,686
309	NIRA	9,586,313,600	15,400,000,000	-	15,200,000,000	15,200,000,000	2,396,578,400	1,974,540,370	-	4,371,117,770
310	Uganda Investment Authority	14,600,000,000	-	-	30,000,000,000	30,000,000,000	3,650,000,000	3,637,256,419	-	7,287,256,419
311	Uganda National Oil Company (UNOC)	-	-	-	-	-	-	-	-	-
312	Petroleum Authority of Uganda	-	-	-	-	-	-	-	-	-
Total Centre Votes		2,135,460,432,385	13,551,436,973,692	4,777,165,986,231	20,777,406,192,311	20,777,406,192,311	533,794,939,231	3,463,851,652,119	1,530,510,849,268	5,690,865,974,646
163	Anua Referral Hospital	4,849,335,766	3,424,723,540	1,060,000,000	9,334,059,306	9,334,059,306	1,212,333,942	849,067,346	402,000,000	2,463,401,287
164	Fort Portal Referral Hospital	5,415,156,674	2,597,031,632	1,060,000,000	9,072,188,306	9,072,188,306	1,333,789,167	747,480,736	345,000,000	2,442,669,904
165	Gulu Referral Hospital	5,022,460,786	2,129,302,452	1,488,000,000	8,639,763,238	8,639,763,238	1,255,615,197	532,037,621	640,000,000	2,427,652,818
166	Houma Referral Hospital	6,093,899,981	1,795,412,579	1,169,049,058	9,058,361,618	9,058,361,618	1,523,474,955	496,023,021	265,000,000	2,284,498,016
167	Jinja Referral Hospital	6,783,365,193	3,305,326,884	1,552,933,674	11,641,625,751	11,641,625,751	1,695,841,298	1,226,004,391	697,000,000	3,613,845,689
168	Kabale Referral Hospital	4,073,299,628	2,036,859,752	1,488,000,000	7,598,159,380	7,598,159,380	1,018,324,907	530,707,671	505,000,000	2,054,032,578
169	Masaka Referral Hospital	4,400,769,142	1,807,286,181	2,058,000,000	8,266,055,323	8,266,055,323	1,100,192,286	568,738,410	927,000,000	2,595,930,695

Annex 1a: Annual GOU CashFlow Plan FY 2018/19

Vote	Vote Description	Wage	Non Wage	Budget		Total	Wage	Non Wage	Q1 Actual		Total
				Devt.					Devt.		
170	Mpale Referral Hospital	6,377,924,071	3,582,089,574	1,488,000,000		13,018,013,645	1,594,491,018	925,892,494	1,163,500,000		3,683,973,512
171	Soroti Referral Hospital	4,377,034,552	2,237,697,608	1,488,000,000		8,097,732,260	613,838,911	594,000,000	594,000,000		2,500,947,574
172	Lira Referral Hospital	5,124,322,316	2,197,350,288	1,488,000,000		8,809,672,604	1,281,080,579	745,223,107	524,000,000		2,550,303,686
173	Mbarara Referral Hospital	5,150,187,818	2,122,372,565	1,978,000,000		9,250,560,483	1,306,424,967	601,694,527	628,000,000		2,517,241,507
174	Mubende Referral Hospital	5,225,699,867	1,229,116,607	1,313,874,745		7,768,691,219	370,247,391	265,672,357	989,000,000		2,665,672,357
175	Moroto Referral Hospital	4,243,456,075	1,043,504,973	1,488,000,000		6,774,961,048	1,060,864,019	258,350,243	397,000,000		1,716,214,262
176	Naguru Hospital	6,307,130,425	1,019,066,557	1,055,562,168		8,381,759,150	1,576,782,606	254,766,639	500,000,000		2,331,549,246
Total Referral Hospitals		75,439,642,494	30,527,141,192	21,745,419,645		125,711,603,331	18,359,760,624	8,720,072,507	8,576,500,000		35,656,331,131
201	Ugandan Mission at the United Nations, New York	1,951,317,268	11,039,147,385	-		12,990,464,753	487,829,342	5,519,573,693	-		6,007,403,035
202	Uganda High Commission in United Kingdom, Lond	1,299,723,224	4,568,258,515	459,638,000		6,327,619,739	324,930,806	2,284,129,258	229,819,000		2,838,670,064
203	Uganda High Commission in Canada, Ottawa	971,934,797	3,547,574,452	-		4,519,509,249	242,983,699	1,773,787,226	-		2,016,770,925
204	Uganda High Commission in India, New Delhi	305,552,179	3,954,849,419	115,000,000		4,375,401,598	76,388,045	1,977,424,710	57,500,000		2,111,312,754
205	Uganda High Commission in Egypt, Cairo	544,097,087	2,477,832,015	120,000,000		3,141,929,102	136,024,272	1,238,916,008	60,000,000		1,434,940,279
206	Uganda High Commission in Kenya, Nairobi	307,936,497	3,081,256,380	7,000,000		3,396,192,877	76,984,124	1,540,628,190	3,500,000		1,621,112,314
207	Uganda High Commission in Tanzania, Dar es Sala	387,936,975	2,822,949,337	660,000,000		3,870,886,312	96,984,244	1,411,474,669	330,000,000		1,838,458,913
208	Uganda High Commission in Nigeria, Abuja	222,440,942	2,223,882,140	1,030,000,000		3,476,323,082	55,610,236	1,111,941,070	515,000,000		1,682,551,306
209	Uganda High Commission in South Africa, Pretoria	369,896,954	6,013,849,989	-		7,308,348,152	303,624,541	3,006,924,995	-		1,258,486,379
210	Uganda Embassy in Washington	1,214,498,163	2,357,205,493	80,000,000		2,701,921,234	92,474,239	1,166,012,140	-		3,350,549,535
211	Uganda Embassy in Ethiopia, Addis Ababa	308,361,458	4,532,327,046	-		2,665,566,951	77,090,365	1,178,602,747	-		1,255,693,111
212	Uganda Embassy in China, Beijing	388,182,714	2,408,001,748	20,000,000		4,920,509,760	97,045,679	2,266,163,523	-		2,363,709,202
213	Uganda Embassy in Rwanda, Kigali	528,561,670	2,408,001,748	80,000,000		2,956,563,418	132,140,418	1,204,000,874	10,000,000		3,277,497,732
214	Uganda Embassy in Switzerland, Geneva	1,345,007,520	5,790,491,703	80,000,000		7,215,499,223	336,251,880	2,895,245,852	40,000,000		2,222,216,866
215	Uganda Embassy in Japan, Tokyo	1,068,667,400	3,823,100,072	87,000,000		4,978,767,472	267,166,880	1,911,550,036	43,500,000		1,303,899,666
217	Uganda Embassy in Saudi Arabia, Riyadh	648,968,738	2,283,314,962	-		2,932,283,700	162,242,185	1,141,657,481	-		1,780,701,186
218	Uganda Embassy in Denmark, Copenhagen	742,985,394	3,189,954,674	-		3,932,850,068	185,733,849	1,594,917,337	-		1,594,917,337
219	Uganda Embassy in Belgium, Brussels	964,926,777	3,866,690,672	7,188,994,824		12,020,612,273	241,231,694	1,933,345,336	3,594,497,412		5,769,074,442
220	Uganda Embassy in Italy, Rome	847,596,800	4,184,285,509	200,000,000		5,031,882,309	211,899,200	2,092,142,755	-		2,804,041,955
221	Uganda Embassy in DRC, Kinshasa	465,873,282	2,818,160,625	-		3,484,033,907	116,468,321	1,408,080,313	100,000,000		1,625,544,633
223	Uganda Embassy in Sudan, Khartoum	453,599,710	2,354,999,060	-		2,808,598,770	113,399,530	1,177,499,530	-		1,290,899,458
224	Uganda Embassy in France, Paris	951,381,400	4,214,688,457	500,000,000		5,666,069,857	237,845,350	2,107,344,229	250,000,000		2,595,189,579
225	Uganda Embassy in Germany, Berlin	952,334,325	3,719,113,079	16,362,000		4,687,809,404	238,083,581	1,859,556,540	8,181,000		2,105,821,121
226	Uganda Embassy in Tehran	707,489,902	2,341,653,305	-		3,049,143,207	176,872,476	1,170,826,653	-		1,347,699,128
227	Uganda Embassy in Moscow	482,629,453	2,908,564,663	400,000,000		3,791,194,116	120,657,363	1,454,282,332	200,000,000		1,774,999,695
228	Uganda Embassy in Canberra	928,750,081	3,213,918,541	-		4,142,668,622	232,187,520	1,606,939,271	-		1,839,146,791
229	Uganda Embassy in Juba	423,024,500	3,583,790,593	75,000,000		4,081,814,893	105,756,075	1,791,895,297	37,500,000		1,935,151,372
230	Uganda Embassy in Abu Dhabi	632,922,868	4,193,376,126	50,000,000		4,876,298,994	158,230,717	2,096,688,063	25,000,000		2,279,916,780
231	Uganda Embassy in Beijing	278,201,018	1,848,688,425	5,560,000,000		8,686,889,443	69,550,255	924,344,213	3,280,000,000		4,273,894,467
232	Guangzhou Consulate in China	419,123,898	4,125,594,417	300,000,000		4,844,718,315	104,780,975	2,062,797,209	150,000,000		2,317,576,183
233	Mission in Ankara	589,654,094	2,710,646,628	-		3,300,300,722	147,413,524	1,355,323,314	-		1,502,736,838
234	Mission in Mogadishu	134,405,764	2,175,838,205	-		2,310,243,969	33,601,441	1,087,919,103	-		1,121,520,544
235	Mission in Kuala Lumpur	509,622,627	2,662,410,289	80,000,000		3,252,032,916	127,405,657	1,331,205,145	40,000,000		1,498,101,801
236	Mission in Mombasa	208,240,744	1,040,987,473	90,000,000		1,339,228,217	52,060,186	520,493,737	45,000,000		1,675,553,923
237	Mission in Algiers	381,588,166	2,411,611,951	-		2,793,200,117	95,397,042	1,205,805,976	-		1,301,203,017
Total Missions Abroad		22,957,644,289	120,821,037,628	18,118,994,824		161,677,816,741	5,324,336,012	60,410,518,814	9,059,497,412		75,204,352,296
500	Total Local Governments	7,012,588,630,628	683,081,272,554	447,419,825,809		3,143,089,938,991	503,147,207,657	186,626,518,865	149,139,945,270		838,913,671,792
Grand Total		4,244,426,149,759	14,395,886,425,056	5,264,428,236,509		23,904,740,811,374	1,061,095,627,604	3,892,308,762,316	1,687,286,291,950		6,640,631,331,865

Annex 1a: Annual GOU CashFlow Plan FY 2018/19

Vote	Vote Description	Wage	Non Wage	Budget		Total	Wage	Non Wage	Q2 Proposed		Total
				Devt.					Devt.		
001	Office of the President	50,056,453,830	106,074,292,339	3,566,903,923		159,697,650,092	12,546,926,399	35,159,712,183	1,277,413,662		46,979,052,244
002	State House	15,224,983,542	246,488,381,678	12,338,411,302		274,051,776,512	3,806,245,886	57,323,241,900	4,422,102,826		65,551,590,611
003	Office of the Prime Minister	2,875,264,198	74,399,409,330	54,256,921,237		131,531,594,785	718,816,050	21,490,892,560	18,341,909,789		40,551,618,398
004	Ministry of Defence & Veteran Affairs	519,464,235,621	654,248,200,623	470,248,200,623		1,644,924,047,604	129,866,058,890	160,989,485,682	119,057,623,966		1,009,949,165,498
005	Ministry of Public Service	5,231,420,555	20,071,570,555	4,938,337,360		30,241,328,451	1,375,354,648	6,538,394,648	2,548,110,101		14,989,341,981
006	Ministry of Foreign Affairs	5,536,259,952	33,006,291,756	712,990,598		39,255,542,306	1,364,004,968	13,166,787,775	438,489,218		14,989,341,981
007	Ministry of Justice and Constitutional Affairs	4,605,835,135	47,111,070,366	84,382,399,676		136,521,315,439	1,151,458,784	15,803,374,228	30,386,089,273		47,340,922,285
008	Ministry of Finance, Planning & Economic Dev.	6,587,117,728	308,372,919,648	65,860,517,476		26,218,744,221	499,543,875	5,771,407,420	33,679,236		6,608,630,531
009	Ministry of Internal Affairs	11,998,175,498	22,961,867,005	1,258,701,718		147,551,609,853	3,014,183,497	12,042,904,263	39,908,391,375		54,965,479,075
010	Ministry of Agriculture, Animal, Industry & Fisheries	11,944,348,956	13,672,635,002	99,334,583,324		59,560,037,788	2,142,175,689	3,788,709,046	14,041,755,089		19,972,639,824
011	Ministry of Local Government	8,568,402,280	31,356,210,647	34,162,690,032		56,404,027,788	2,025,715,570	17,284,660,367	8,365,007,591		27,675,383,548
012	Ministry of Lands, Housing & Urban Dev.	8,102,862,250	190,720,511,236	67,571,280,039		272,486,014,045	3,548,505,693	57,401,062,558	30,305,211,023		91,254,779,273
013	Ministry of Education and Sports	14,194,022,770	64,870,511,710	51,748,752,577		128,038,038,988	2,854,693,675	19,873,994,325	17,853,399,723		40,582,087,723
014	Ministry of Health	11,418,774,701	68,133,859,937	28,626,568,092		99,218,676,745	614,562,179	2,995,820,155	8,967,825,261		12,578,207,596
015	Ministry of Trade, Industry and Cooperatives	2,458,248,716	69,185,825,820	374,521,596,072		455,573,224,943	2,966,450,763	23,797,457,192	65,224,399,433		91,988,307,387
016	Ministry of Works and Transport	11,865,803,051	86,030,237,939	325,226,819,369		417,481,627,930	1,556,142,656	26,719,898,214	89,149,631,385		117,425,672,254
017	Ministry of Energy and Mineral Development	6,224,570,622	58,575,501,715	111,587,983,627		174,216,242,998	1,013,189,414	17,796,686,268	35,179,069,971		53,990,945,653
018	Ministry of Gender, Labour and Social Dev.	4,052,757,656	14,701,983,072	301,161,900,586		323,045,782,886	1,887,465,236	4,026,865,204	98,891,422,754		104,805,753,193
019	Ministry of Water and Environment	7,181,899,228	17,136,004,425	15,222,839,682		38,295,794,452	1,484,237,586	13,031,707,200	5,686,952,171		20,202,896,957
020	Ministry of Information & National Guidance	5,936,950,245	26,759,336,238	530,400,000		28,425,134,987	283,849,687	14,004,918,418	155,162,000		14,483,930,105
021	East African Community Affairs	1,135,398,749	6,081,968,872	6,081,968,872		55,790,434,121	521,400,947	2,206,127,812	2,009,563,332		4,737,092,091
022	Ministry of Tourism, Wildlife and Antiquities	2,060,564,768	29,354,279,984	24,457,838,800		55,672,483,552	515,091,192	1,263,904,995	6,731,442,398		16,410,438,585
023	Ministry of Science, Technology and Innovation	3,157,477,646	91,888,354,359	4,069,500,000		128,095,332,005	8,039,369,412	18,287,580,535	935,985,000		27,262,934,946
102	Electoral Commission-Statutory	34,205,472,442	48,136,846,798	6,200,000,010		88,544,319,239	8,551,368,111	11,966,181,614	3,690,000,000		24,207,549,724
103	Inspectorate of Government (IG)-Statutory	21,169,761,280	18,044,072,149	13,593,212,651		52,806,996,080	5,292,440,320	8,667,772,508	7,895,103,151		21,855,315,979
104	Parliamentary Commission-Statutory	86,932,848,938	343,871,036,813	66,997,481,226		497,801,366,977	21,733,212,235	91,359,478,017	30,839,616,878		145,932,307,130
105	Law Reform Commission-Statutory	4,073,596,523	6,098,958,793	200,020,403		10,372,375,719	1,648,712,138	4,007,688,220	128,130,361		5,784,510,780
106	Uganda Human Rights Comm-Statutory	6,594,648,793	13,218,190,548	117,797,335		6,867,449,905	329,919,928	1,358,012,344	30,166,070		1,718,098,342
107	Uganda AIDS Commission-Statutory	1,319,679,712	5,419,961,193	127,809,000		26,052,930,356	2,064,412,483	5,025,803,202	284,818,637		7,375,034,323
108	National Planning Authority-Statutory	8,257,649,932	16,751,112,436	3,393,304,237		10,167,389,236	950,996,250	843,250,000	1,448,940,909		3,243,187,159
109	Law Development Centre	3,803,985,000	2,970,099,999	7,983,966,138		13,759,593,007	930,097,547	639,558,361	2,435,449,716		4,005,045,683
110	Uganda Industrial Research Institute	3,720,150,188	2,055,476,681	1,120,730,327		5,152,098,953	5,442,604,406	1,795,918,787	822,170,729		8,060,693,922
111	Bostema University	21,770,417,656	8,888,408,230	210,596,691		31,479,556,213	227,120,769	971,690,963	210,596,691		1,409,408,423
112	Ethics and Integrity	908,483,076	4,033,019,186	11,929,264,971		1,711,314,089,227	17,776,298,246	9,006,929,386	650,133,122,292		676,916,349,924
113	Uganda National Road Authority	71,105,192,984	27,508,690,529	1,612,700,205,714		26,949,272,503	1,184,785,453	3,143,939,948	6,394,225,027		10,722,950,428
114	Uganda Cancer Institute	4,739,141,611	10,280,865,721	4,500,000,000		13,573,592,468	1,050,155,825	1,469,213,303	1,392,530,524		3,912,299,652
115	Uganda Heart Institute	4,200,623,300	4,872,969,168	-		276,964,466,777	2,478,271,170	463,848,000	4,592,826,117		5,335,742,579
116	National Medical Stores	9,913,084,681	267,051,382,096	4,500,000,000		542,517,023,289	666,833,250	153,243,196,475	1,051,921,315		2,790,664,462
117	Uganda Tourism Board	1,855,392,000	14,806,190,938	553,302,512		17,214,885,450	468,848,000	1,532,451,931	2,640,000,000		156,550,049,725
118	Road Fund	2,667,413,000	532,979,610,289	-		13,456,145,643	1,887,589,161	1,051,921,315	4,575,790,969		2,939,510,476
119	Uganda Registration Services Bureau	7,550,356,645	5,905,788,998	-		26,716,710,283	1,104,372,178	2,084,451,931	603,855,878		7,168,615,078
120	National Citizenship and Immigration Control	4,417,488,712	13,118,475,405	9,230,746,166		5,735,412,214	392,600,000	538,384,633	5,735,412,214		1,534,840,511
121	Duty Development Authority	1,570,400,000	2,122,577,287	77,717,951,847		162,646,344,307	18,175,044,653	2,614,924,644	19,242,821,094		40,032,790,391
122	KAMPAL CAPITAL CITY AUTHORITY	72,700,478,613	12,228,213,847	101,976,000,000		101,976,000,000	741,701,993	3,543,273,923	299,000,000		4,583,975,916
123	Rural Electrification Agency (REA)	-	-	-		13,171,882,286	475,000,000	729,912,355	3,282,095,690		4,487,008,045
124	Equal Opportunities Commission	2,966,807,972	8,905,074,324	1,300,000,000		28,555,300,662	1,661,290,481	6,165,711,853	1,355,803,831		9,182,806,165
125	National Animal Genetic Res. Centre and Data Bank	1,900,000,000	1,732,919,536	7,364,216,572		14,773,525,527	1,693,563,297	90,534,597	1,579,368,995		3,363,466,889
126	National Information Technology Authority	6,645,161,925	19,530,347,468	2,379,791,269		61,929,707,578	987,500,000	41,231,597,500	1,035,000,000		43,254,097,500
127	Muni University	6,774,253,186	3,400,223,657	4,500,000,000		12,499,573,654	869,350,000	1,572,020,000	278,500,000		2,719,870,000
128	UNEP	3,950,000,000	53,479,707,578	465,000,000		-	-	-	-		-
129	Financial Intelligence Authority	3,477,400,000	8,557,173,634	-		-	-	-	-		-

Annex 1a: Annual GOU CashFlow Plan FY 2018/19

Vote	Vote Description	Wage	Non Wage	Budget		Total	Wage	Non Wage	Q2 Proposed		Total
				Devt.					Devt.		
130	Treasury Operations	-	8,861,723,126,441			8,861,723,126,441					
131	Auditor General- Statutory	27,769,543,824	24,044,405,539	3,975,509,736		55,789,459,099	6,942,385,956	2,208,028,344,658	2,511,602,737		2,208,028,344,658
132	Education Service Commission	2,816,299,471	5,141,609,804	377,387,030		8,335,296,305	7,040,478,888	1,319,586,624	3,119,937,030		2,335,586,522
133	Directorate of Public Prosecutions	8,889,293,133	19,204,601,662	6,455,351,179		34,549,245,974	2,245,306,275	4,140,630,416	1,754,520,488		8,740,457,186
134	Health Service Commission	2,325,110,826	3,816,298,464	263,399,681		6,404,808,971	581,277,707	1,122,673,814	1,619,904,804		1,865,942,324
136	Makerere University	134,674,986,761	45,910,623,573	10,409,340,686		190,994,951,020	33,668,746,690	3,221,953,451	4,007,733,261		40,898,433,402
137	Mbarara University	27,395,741,115	4,099,613,483	3,598,768,714		35,094,123,312	6,848,995,279	2,049,966	1,513,648,692		8,364,653,936
138	Kyambogo University	25,440,169,763	4,252,096,109	2,800,000,000		32,492,265,872	6,360,042,441	343,448,275	644,000,000		7,347,486,275
139	Kyambogo University Business School	42,123,733,987	9,056,347,972	891,414,379		52,071,496,338	10,530,933,497	319,237,933	334,823,647		11,184,995,077
140	Uganda Management Institute	5,317,312,246	459,643,964	459,643,964		7,276,956,210	1,329,328,062	-	461,250,000		1,790,578,062
141	Uganda Revenue Authority	133,964,265,037	163,324,676,735	34,639,695,827		331,928,637,599	33,491,066,259	40,321,369,045	12,900,000,000		86,712,435,305
142	National Agricultural Research Organisation	22,472,228,449	7,212,740,164	32,782,993,562		62,467,962,175	5,618,057,112	1,781,371,240	12,048,497,526		19,448,925,878
143	Uganda Bureau of Statistics	12,849,513,885	21,160,627,016	15,409,485,946		49,419,626,847	3,212,378,471	5,703,138,621	4,721,383,088		13,636,900,180
144	Uganda Police Force	286,540,059,271	215,336,254,335	145,663,768,605		647,540,082,211	71,635,014,818	55,831,642,952	57,371,981,093		184,838,638,862
145	Uganda Prisons	62,875,661,047	115,447,178,846	36,930,723,657		215,273,563,550	15,718,915,262	41,797,593,757	10,856,187,542		68,372,696,561
146	Public Service Commission	2,658,001,427	5,554,825,016	484,222,142		8,697,048,585	664,500,357	1,867,298,773	203,871,093		2,735,670,222
147	Local Government Finance Comm	1,118,818,400	3,571,569,261	571,689,840		5,262,087,501	279,704,600	1,144,506,988	329,547,840		1,753,759,428
148	Judicial Service Commission	1,978,958,846	7,526,056,953	492,796,624		9,997,812,423	454,739,712	2,356,377,427	113,343,224		2,964,460,382
149	Gulu University	27,922,058,270	5,088,438,414	2,505,039,101		35,515,535,785	6,980,514,568	131,333,248	981,842,728		8,093,690,543
150	National Environment Management Authority	6,115,974,551	7,573,270,719	915,352,994		14,604,598,264	1,528,993,638	2,704,264,416	350,081,297		6,350,191,461
151	Uganda Blood Transfusion Service (UBTS)	3,837,882,208	12,474,216,415	2,870,000,000		19,182,098,623	959,470,552	4,191,920,909	90,604,326,342		91,743,243,192
152	NAADS Secretariat	2,184,900,000	2,952,257,378	244,851,327,598		24,851,777,620	546,225,000	592,691,850	3,718,430,000		7,395,913,568
153	Public Procurement and Disposal of Assets	6,968,591,800	6,889,185,820	10,994,000,000		24,851,777,620	1,742,147,950	1,935,335,618	4,783,283,630		7,853,131,104
154	Uganda National Bureau of Standards	6,335,962,301	5,315,962,301	9,579,748,373		21,251,409,614	1,588,924,750	1,485,922,724	205,939,296		2,540,251,796
155	Cotton Development Organisation	583,597,653	4,111,000,000	29,824,815,619		31,075,802,000	153,409,473	148,076,610	28,221,279,474		6,426,215,773
156	Uganda Land Commission	613,637,890	637,348,440	5,884,465,094		16,773,615,781	1,350,000,000	1,918,867,958	3,157,947,815		11,385,122,362
157	National Forestry Authority	5,400,000,000	5,489,150,687	5,884,465,094		13,052,025,143	1,292,389,961	1,633,705,186	609,022,333		3,535,117,480
159	External Security Organisation	11,764,319,600	27,410,054,215	3,892,000,000		43,066,373,815	2,941,079,900	6,557,017,023	1,687,025,440		19,321,066,612
160	Uganda Coffee Development Authority	33,885,278,025	76,418,512,026	6,020,000,000		76,418,512,026	8,502,733,506	6,799,803,059	2,267,750,000		11,570,306,565
162	Butabika Hospital	5,422,707,928	25,644,598,082	1,808,140,579		65,552,876,107	1,292,389,961	1,633,705,186	609,022,333		3,535,117,480
301	Lira University	8,356,932,998	3,791,240,599	1,539,690,551		13,687,864,148	2,089,233,250	1,447,994,3	384,690,551		2,488,403,744
302	UNIMA	7,413,000,000	4,164,949,814	14,957,320,974		26,535,270,788	1,833,250,000	798,496,636	1,396,731,513		4,048,478,149
303	NCDC	3,605,163,636	5,175,985,345	400,000,000		7,129,201,458	901,290,909	1,531,497,927	361,500,000		2,432,788,836
304	UVRI	1,541,135,116	5,175,985,345	400,000,000		7,129,201,458	385,283,779	1,738,029,009	302,552,491		5,657,184,217
306	DGAL	1,333,873,768	7,648,977,727	10,344,357,000		19,327,208,495	333,468,442	2,300,163,284	3,023,552,491		1,194,954,814
307	Uganda Export Promotion Board	1,261,200,000	1,421,516,934	396,280,720		3,078,997,654	315,300,000	524,764,511	262,550,000		3,779,463,828
308	Kabale University	13,767,653,313	2,777,631,376	600,000,000		17,145,286,689	3,441,913,828	75,000,000	2,295,812,500		3,491,241,314
309	Soroti University	4,679,165,255	1,506,007,708	6,000,000,000		12,185,172,963	1,169,791,314	25,637,500	2,840,143,796		14,756,901,477
310	NIRA	13,062,000,000	29,590,622,356	10,349,562,769		53,002,185,125	3,265,500,000	8,651,257,682	1,173,314,522		2,804,403,471
311	Uganda Investment Authority	4,413,026,600	6,196,505,000	374,209,000		10,983,740,000	1,103,266,500	1,583,832,449	1,747,999,759		4,144,578,159
312	Petroleum Authority of Uganda (UNOC)	9,586,313,600	15,400,000,000	-		15,200,000,000	2,336,578,400	3,862,053,765	-		7,512,053,765
Total		2,138,460,933,283	13,561,460,973,692	4,777,163,996,231		21,474,661,692,311	534,076,012,635	3,358,346,158,528	1,664,771,043,676		5,023,117,218,193
163	Arua Referral Hospital	4,849,335,766	3,424,723,540	1,060,000,000		9,334,059,306	1,212,333,942	874,544,327	440,000,000		2,526,878,269
164	Fort Portal Referral Hospital	5,415,156,674	2,597,031,632	1,060,000,000		9,072,188,306	1,333,789,169	612,307,569	265,000,000		2,231,096,737
165	Gulu Referral Hospital	5,022,460,786	2,129,302,452	1,488,000,000		8,639,763,238	1,255,615,197	533,189,589	448,000,000		2,236,804,786
166	Holma Referral Hospital	6,093,899,981	1,795,412,579	1,169,049,058		9,058,361,618	1,523,474,995	433,129,853	374,049,058		2,330,653,906
167	Jinja Referral Hospital	6,783,365,193	3,305,326,884	1,552,933,674		11,641,625,751	1,695,841,298	1,013,295,849	761,933,674		3,471,070,821
168	Kabale Referral Hospital	4,073,299,628	2,036,859,752	1,488,000,000		7,598,159,380	1,018,324,907	570,396,230	645,000,000		2,233,721,137
169	Masaka Referral Hospital	4,400,769,142	1,807,286,181	2,058,000,000		8,266,055,323	1,100,132,286	556,531,897	987,000,000		2,643,724,182

Annex 1a: Annual GOU CashFlow Plan FY 2018/19

Vote	Vote Description	Wage	Budget		Total	Q2 Proposed		Total	
			Non Wage	Devt.		Wage	Non Wage		Devt.
170	Mbale Referral Hospital	6,377,924,071	3,582,089,574	3,058,000,000	13,018,013,645	1,594,481,018	888,338,073	1,733,000,000	4,215,819,090
171	Soroti Referral Hospital	4,372,034,652	2,237,697,608	1,488,000,000	8,097,732,260	1,093,008,663	600,605,311	594,000,000	2,287,613,974
172	Lira Referral Hospital	5,124,322,316	2,197,350,288	1,488,000,000	8,809,672,604	1,281,080,579	686,970,188	514,000,000	2,482,050,767
173	Mbarara Referral Hospital	5,150,187,918	2,122,372,565	1,978,000,000	9,250,560,483	1,287,566,980	539,246,805	700,000,000	2,526,793,785
174	Mubende Referral Hospital	5,225,699,667	1,229,116,607	1,313,874,745	7,768,691,219	1,306,424,967	415,991,117	324,874,745	2,047,290,828
175	Moroto Referral Hospital	4,243,456,075	1,043,504,973	1,488,000,000	6,774,961,048	1,060,864,019	258,350,243	744,000,000	2,063,214,262
176	Naguru Hospital	6,307,130,425	1,019,066,557	1,055,562,168	8,381,759,150	1,576,782,606	254,766,639	400,000,000	2,231,549,246
Total Referral Hospitals		73,489,042,994	30,527,141,192	21,745,419,645	125,771,603,831	18,359,760,624	8,237,663,689	8,930,857,477	35,528,281,790
201	Ugandan Mission at the United Nations, New York	1,951,317,368	11,039,147,385	-	12,990,464,753	487,829,342	-	-	487,829,342
202	Uganda High Commission in United Kingdom, Lond	1,299,723,224	4,568,258,515	459,638,000	6,327,619,739	324,930,806	-	-	324,930,806
203	Uganda High Commission in Canada, Ottawa	971,934,797	3,547,574,452	-	4,519,509,249	242,983,699	-	-	242,983,699
204	Uganda High Commission in India, New Delhi	305,552,179	3,954,849,419	115,000,000	4,375,401,598	76,388,045	-	-	76,388,045
205	Uganda High Commission in Egypt, Cairo	544,097,087	2,477,832,015	120,000,000	3,141,929,102	136,024,272	-	-	136,024,272
206	Uganda High Commission in Kenya, Nairobi	307,936,497	3,081,256,380	7,000,000	3,396,192,877	76,984,124	-	-	76,984,124
207	Uganda High Commission in Tanzania, Dar es Sala	387,936,975	2,822,949,337	660,000,000	3,870,886,312	96,984,244	-	-	96,984,244
208	Uganda High Commission in Nigeria, Abuja	222,440,942	2,232,882,140	1,030,000,000	3,476,323,082	55,610,236	-	-	55,610,236
209	Uganda High Commission in South Africa, Pretoria	369,896,954	2,332,024,280	-	2,701,921,234	92,474,239	-	-	92,474,239
210	Uganda Embassy in Washington	1,214,498,163	6,013,849,989	80,000,000	7,308,348,152	303,624,541	-	-	303,624,541
211	Uganda Embassy in Ethiopia, Addis Ababa	308,361,458	2,357,205,493	-	2,665,566,951	77,090,365	-	-	77,090,365
212	Uganda Embassy in China, Beijing	388,182,714	4,532,327,046	-	4,920,509,760	97,045,679	-	-	97,045,679
213	Uganda Embassy in Rwanda, Kigali	528,561,670	2,408,001,748	20,000,000	2,956,563,418	132,140,418	-	-	132,140,418
214	Uganda Embassy in Switzerland, Geneva	1,345,007,520	5,790,491,703	80,000,000	7,215,499,223	336,251,880	-	-	336,251,880
215	Uganda Embassy in Japan, Tokyo	1,068,667,400	3,823,100,072	87,000,000	4,978,767,472	267,166,850	-	-	267,166,850
217	Uganda Embassy in Saudi Arabia, Riyadh	648,968,738	2,283,314,962	-	2,932,283,700	162,242,185	-	-	162,242,185
218	Uganda Embassy in Denmark, Copenhagen	742,895,394	3,189,954,674	-	3,932,850,068	185,723,849	-	-	185,723,849
219	Uganda Embassy in Belgium, Brussels	964,926,777	3,866,690,672	7,188,994,824	12,020,612,273	241,231,694	-	-	241,231,694
220	Uganda Embassy in Italy, Rome	847,596,800	4,184,285,509	-	5,031,882,309	211,899,200	-	-	211,899,200
221	Uganda Embassy in DRC, Kinshasa	465,873,282	2,818,160,625	-	3,484,033,907	116,468,321	-	-	116,468,321
222	Uganda Embassy in Sudan, Khartoum	453,599,710	2,354,999,060	-	2,808,598,770	113,399,928	-	-	113,399,928
224	Uganda Embassy in France, Paris	951,381,400	4,214,688,457	500,000,000	5,666,069,857	237,845,350	-	-	237,845,350
225	Uganda Embassy in Germany, Berlin	952,334,325	3,719,113,079	16,362,000	4,687,809,404	238,083,581	-	-	238,083,581
226	Uganda Embassy in Tehran	707,489,902	2,341,653,305	-	3,049,143,207	176,872,476	-	-	176,872,476
227	Uganda Embassy in Moscow	482,629,453	2,908,564,663	400,000,000	4,081,814,893	120,657,363	-	-	120,657,363
228	Uganda Embassy in Canberra	928,750,081	3,213,918,541	-	4,142,668,622	232,187,520	-	-	232,187,520
229	Uganda Embassy in Juba	423,024,300	3,583,790,593	75,000,000	4,081,814,893	105,756,075	-	-	105,756,075
230	Uganda Embassy in Abu Dhabi	632,922,868	4,193,376,126	50,000,000	4,876,298,994	158,230,717	-	-	158,230,717
231	Uganda Embassy in Bujumbura	278,201,018	1,848,688,425	6,560,000,000	8,686,889,443	69,550,255	-	-	69,550,255
232	Guangzhou Consulate in China	419,123,898	4,125,594,417	300,000,000	4,844,718,315	104,780,975	-	-	104,780,975
233	Mission in Ankara	589,654,094	2,710,646,628	-	3,300,300,722	147,413,524	-	-	147,413,524
234	Mission in Mogadishu	134,405,764	2,175,838,205	-	2,310,243,969	33,601,441	-	-	33,601,441
235	Mission in Kuala Lumpur	509,622,627	2,662,410,289	80,000,000	3,252,032,916	127,405,657	-	-	127,405,657
236	Mission in Mombasa	208,240,744	1,040,987,473	90,000,000	1,339,228,217	52,060,186	-	-	52,060,186
237	Mission in Algiers	381,588,166	2,411,611,951	-	2,793,200,117	95,397,042	-	-	95,397,042
Total Missions Abroad		22,987,344,289	120,821,037,628	18,118,994,824	161,877,376,741	5,734,336,072	-	-	5,734,336,072
500	Total Local Governments	2,012,588,830,628	663,081,272,554	447,419,835,809	3,123,089,938,991	503,147,207,657	176,628,537,098	201,646,607,972	880,417,352,727
Grand Total		4,244,426,149,799	14,935,866,425,066	5,264,448,236,509	23,904,740,811,874	1,061,917,916,988	3,720,187,389,317	1,875,548,513,075	6,656,835,189,379

Annex 1a: Annual GOU CashFlow Plan FY 2018/19

Vote	Vote Description	Wage	Budget		Total	Q3 WorkPlan			
			Non Wage	Devt.		Wage	Non Wage	Devt.	Total
001	Office of the President	50,056,453,830	106,074,292,339	3,566,903,923	159,697,650,092	12,503,175,811	17,297,710,624	840,800,000	30,636,686,434
002	Office House	15,224,983,442	246,488,381,678	12,338,411,302	274,051,776,522	3,806,245,886	52,848,821,477	2,197,102,826	58,851,170,188
003	Office of the Prime Minister	2,875,264,198	74,399,409,330	54,286,921,257	131,531,594,785	718,816,050	18,121,462,481	14,027,221,273	32,867,499,813
004	Ministry of Defence & Veteran Affairs	519,464,235,561	654,711,611,420	470,248,200,623	1,644,924,047,604	129,866,058,890	13,020,794,070	11,051,525,566	39,993,378,526
005	Ministry of Public Service	5,231,420,555	20,071,570,536	4,938,337,360	30,241,328,451	1,285,355,139	3,999,243,784	641,226,744	5,925,825,667
006	Ministry of Foreign Affairs	5,536,259,952	33,006,291,756	712,990,598	39,255,542,306	1,384,064,988	6,415,007,994	25,292,365,651	7,799,072,982
007	Ministry of Justice and Constitutional Affairs	4,605,835,135	47,171,070,366	65,880,517,476	136,552,399,517	1,151,458,784	9,269,130,634	14,007,425,589	35,571,955,069
008	Ministry of Finance, Planning & Economic Dev.	6,587,717,298	308,372,919,648	22,961,867,005	338,021,554,398	499,543,875	5,469,756,354	75,500,000	6,044,800,228
009	Ministry of Internal Affairs	1,998,175,598	22,961,867,005	1,258,701,718	26,218,744,221	2,976,721,840	8,160,010,595	7,077,741,250	18,271,473,683
010	Ministry of Agriculture, Animal, Industry & Fisheries	11,944,348,756	13,672,635,002	34,162,680,032	59,560,037,788	2,142,175,689	2,664,157,414	5,409,137,226	10,215,470,329
011	Ministry of Local Government	8,566,302,754	31,356,210,647	67,571,280,039	109,494,045,438	2,025,715,570	4,206,464,599	1,108,716,115	7,340,896,283
012	Ministry of Lands, Housing & Urban Dev.	14,194,022,770	64,870,511,710	51,748,752,577	128,038,038,988	3,548,505,693	54,636,849,799	15,199,699,875	73,385,053,366
013	Ministry of Education and Sports	11,418,774,701	68,133,859,937	28,626,568,092	99,218,676,745	614,562,179	15,640,550,969	5,202,938,144	23,698,182,789
014	Ministry of Health	2,458,248,716	69,185,825,820	374,521,596,072	455,573,224,943	2,966,450,763	16,658,621,861	7,011,540,523	13,831,747,491
015	Ministry of Trade, Industry and Cooperatives	11,865,803,051	69,185,825,820	374,521,596,072	455,573,224,943	2,966,450,763	16,658,621,861	63,425,536,735	83,050,609,358
016	Ministry of Works and Transport	6,252,570,622	86,030,237,939	325,226,819,369	417,481,627,930	1,556,142,656	21,070,461,250	33,847,721,480	56,474,325,386
017	Ministry of Energy and Mineral Development	4,052,757,656	58,575,501,715	111,587,983,627	174,216,242,998	1,013,189,414	14,285,033,585	26,240,590,480	41,538,813,479
018	Ministry of Gender, Labour and Social Dev.	7,181,899,228	14,701,983,072	301,161,900,586	323,045,782,886	1,764,811,331	4,067,610,633	32,049,093,930	37,881,515,893
019	Ministry of Water and Environment	5,936,950,345	17,136,004,425	15,222,839,682	38,295,794,452	1,484,237,586	1,466,739,106	3,025,563,724	5,976,540,416
020	Ministry of Information & National Guidance	1,133,398,749	26,759,336,238	530,400,000	28,425,134,987	283,849,687	2,029,847,450	-	2,313,697,137
021	East African Community Affairs	2,083,603,786	7,622,861,463	6,081,968,872	15,790,434,121	521,400,947	1,802,550,716	1,623,725,000	3,947,676,662
022	Ministry of Tourism, Wildlife and Antiquities	2,060,364,768	29,354,279,984	24,457,838,800	55,872,483,552	515,091,192	7,334,819,996	6,921,673,848	14,771,585,036
023	Ministry of Science, Technology and Innovation	32,157,477,646	91,868,354,359	4,069,500,000	128,095,332,005	8,039,369,412	19,268,864,032	-	27,306,233,444
101	Judiciary	34,205,427,442	48,136,846,787	6,200,000,010	88,542,319,239	8,551,368,111	11,867,191,306	-	20,415,559,416
102	Electoral Commission-Statutory	21,169,761,280	18,044,022,149	13,593,212,651	52,806,996,080	5,292,440,320	3,250,645,205	440,263,863	8,983,349,388
103	Inspectorate of Government (IG)-Statutory	86,932,848,338	343,871,036,813	66,997,481,226	497,801,366,977	21,733,212,235	84,004,699,909	20,800,903,276	126,538,815,419
104	Parliamentary Commission-Statutory	4,073,396,323	6,098,958,793	200,020,403	10,372,375,719	1,018,349,131	1,528,921,458	-	2,547,270,589
105	Law Reform Commission-Statutory	6,594,848,793	13,218,190,548	411,797,335	20,224,836,676	1,648,712,198	2,376,596,633	-	4,025,308,831
106	Uganda Human Rights Comm-Statutory	1,319,679,712	5,419,961,193	127,809,000	6,867,449,905	329,919,928	1,354,977,950	-	1,684,897,878
107	Uganda AIDS Commission-Statutory	8,257,649,932	16,751,112,436	1,044,167,988	26,052,930,356	950,996,250	4,112,964,026	-	6,237,376,509
108	National Planning Authority-Statutory	3,803,985,000	2,970,099,999	3,393,304,237	10,167,289,236	2,064,412,483	312,475,000	339,330,424	1,602,801,674
109	Law Development Centre	3,720,150,288	2,055,476,681	7,983,966,138	13,759,593,007	990,996,250	495,439,408	1,978,929,035	3,404,405,989
110	Uganda Industrial Research Institute	21,770,417,656	8,888,408,230	1,120,730,327	31,779,556,213	5,442,604,417	3,412,766,301	-	8,855,370,717
111	Busitema University	908,483,076	4,033,019,186	210,596,691	5,152,098,953	227,120,769	1,290,863,075	-	1,517,983,844
112	Ethics and Integrity	71,105,192,984	27,508,690,529	1,612,700,205,714	1,711,314,089,227	17,776,298,246	7,773,653,981	283,374,948,217	308,924,900,444
113	Uganda National Road Authority	4,739,141,811	10,280,865,721	11,929,264,971	26,949,272,503	1,184,785,453	2,556,524,409	2,869,384,491	6,610,694,353
114	Uganda Cancer Institute	4,200,623,300	4,872,969,168	4,500,000,000	13,573,592,468	1,050,155,825	1,083,075,408	1,084,040,400	3,212,271,633
115	Uganda Heart Institute	9,913,084,681	267,051,382,096	-	276,964,466,777	2,478,271,170	51,251,180,605	-	53,729,451,775
116	National Medical Stores	1,855,392,000	14,806,190,938	553,302,512	17,214,885,450	666,853,250	1,424,182,825,852	1,575,000,000	144,660,679,102
117	Uganda Tourism Board	2,667,413,000	532,979,610,289	6,870,000,000	542,517,023,289	1,887,589,161	856,400,967	-	4,313,791,204
118	Road Fund	7,550,356,645	5,905,788,998	-	13,456,145,643	1,887,589,161	856,400,967	-	2,743,990,128
119	Uganda Registration Services Bureau	4,411,488,712	13,118,475,405	9,230,746,166	26,766,710,283	1,104,372,178	1,453,689,103	466,750,000	3,024,811,281
120	National Citizenship and Immigration Control	1,570,400,000	2,122,577,287	2,042,434,987	5,735,412,274	392,600,000	585,039,639	12,445,0574	1,192,090,213
121	Dairy Development Authority	72,700,178,613	12,228,213,847	77,717,951,847	162,646,344,307	18,175,044,653	2,634,073,820	20,395,200,000	33,178,420,362
122	KAMPAL CAPITAL CITY AUTHORITY	-	-	101,976,000,000	101,976,000,000	-	-	-	20,395,200,000
123	Rural Electrification Agency (REA)	2,966,807,972	8,905,074,324	1,300,000,000	13,171,882,296	741,701,993	2,475,656,570	-	3,217,356,563
124	Equal Opportunities Commission	1,900,000,000	1,732,919,536	7,364,216,572	10,997,136,108	475,000,000	322,229,884	-	1,827,229,884
125	National Animal Genetic Res. Centre and Data Bank	6,645,161,925	19,530,347,468	2,379,791,269	28,555,300,662	1,661,290,481	4,825,350,480	304,851,500	6,791,492,461
126	National Information Technology Authority	6,774,253,186	3,400,223,657	4,599,048,684	14,773,525,527	1,693,563,297	1,623,692,068	1,734,654,761	5,051,910,125
127	Muni University	3,950,000,000	53,479,707,578	4,500,000,000	61,929,707,578	987,508,528	2,357,187,528	-	3,344,687,528
128	UNEP	3,477,400,000	8,557,173,634	465,000,000	12,499,573,634	869,350,000	1,468,337,230	-	2,337,687,230
129	Financial Intelligence Authority	-	-	-	-	-	-	-	-

Annex 1a: Annual GOU CashFlow Plan FY 2018/19

Vote	Vote Description	Wage	Non Wage	Budget		Total	Wage	Q3 WorkPlan		Total
				Devt.				Devt.		
130	Treasury Operations	8,861,723,126.441	8,861,723,126.441	-	-	8,861,723,126.441	6,942,385,956	2,188,355,882.854	-	2,188,355,882.854
131	Auditor General- Statutory	27,769,543,824	24,044,405,539	3,975,509,736	-	55,789,459,099	5,109,585,809	20,000,000	-	12,071,971,765
132	Education Service Commission	2,816,299,471	5,141,609,804	3,777,381,030	-	8,335,296,305	704,074,868	1,536,176,659	-	2,240,251,527
133	Directorate of Public Prosecutions	8,889,293,131	19,204,601,662	6,455,351,179	-	34,549,245,974	4,140,630,416	1,963,837,795	-	8,319,130,494
134	Health Service Commission	2,325,110,826	3,816,298,464	263,399,681	-	6,404,808,971	581,277,707	953,972,555	-	1,535,250,262
136	Makerebe University	134,674,986,761	45,910,623,573	10,409,340,686	-	190,994,951,020	33,668,746,690	16,342,384,598	-	52,221,016,459
137	Mbarara University	27,395,741,115	4,099,613,483	3,598,768,714	-	35,094,123,312	6,848,935,279	2,048,440,098	-	9,860,395,901
138	Makerebe University Business School	25,440,169,763	4,252,096,109	2,800,000,000	-	32,492,265,872	6,360,042,441	1,954,326,138	-	8,314,368,578
139	Kyambogo University	42,123,733,987	9,056,347,972	891,414,379	-	52,071,486,338	10,530,933,497	4,367,711,488	-	14,898,644,985
140	Uganda Management Institute	5,317,312,246	459,643,964	1,500,000,000	-	7,276,956,210	1,329,328,062	229,821,982	-	375,000,000
141	Uganda Revenue Authority	133,964,265,037	163,324,676,735	34,639,695,827	-	331,928,637,599	33,491,066,259	40,321,369,045	-	73,812,435,305
142	National Agricultural Research Organisation	22,472,228,449	7,212,740,164	32,782,993,562	-	62,467,962,175	5,618,057,112	1,768,457,234	-	8,320,560,145
143	Uganda Bureau of Statistics	12,859,513,885	21,160,627,016	15,409,485,946	-	49,419,626,847	3,212,378,471	4,988,539,930	-	11,136,850,489
144	Uganda Police Force	286,540,059,271	215,336,254,335	145,663,768,605	-	647,540,082,211	71,635,014,818	45,186,092,065	-	129,193,606,883
145	Uganda Prisons	62,875,661,047	115,447,178,846	36,950,723,657	-	215,273,563,550	15,718,915,262	19,516,036,647	-	44,600,087,595
146	Public Service Commission	2,658,001,427	5,554,825,016	484,222,142	-	8,697,048,585	664,500,357	1,280,754,931	-	2,045,255,288
147	Local Government Finance Comm	1,118,818,400	3,571,569,261	571,699,840	-	5,262,087,501	279,704,605	844,420,315	-	1,137,124,915
148	Judicial Service Commission	1,978,958,846	7,526,056,953	492,796,624	-	9,997,812,423	494,739,712	1,818,807,644	-	2,313,547,075
149	Gulu University	27,922,052,270	5,088,438,414	2,505,039,101	-	35,515,535,785	6,980,514,567	2,478,552,583	-	9,973,259,840
150	National Environment Management Authority (UBA)	6,115,974,551	7,573,270,719	915,352,994	-	14,604,598,264	1,528,993,638	2,344,890,768	-	3,995,384,406
151	Uganda Blood Transfusion Service (UBTS)	3,837,882,208	12,474,216,415	2,870,000,000	-	24,998,484,976	959,470,552	3,049,498,250	-	4,633,968,802
152	NAADS Secretariat	2,184,900,000	2,952,257,378	10,994,000,000	-	24,851,777,620	546,225,000	503,827,064	-	63,564,339,568
153	Public Procurement and Disposal of Assets	6,968,591,800	6,888,185,820	9,579,748,373	-	21,251,409,674	1,742,147,950	1,201,488,180	-	5,994,540,254
154	Uganda National Bureau of Standards	6,355,699,000	5,315,962,301	4,994,597,653	-	16,667,268,954	1,588,924,750	255,524,750	-	625,000,000
155	Cotton Development Organisation	613,637,890	637,348,440	29,824,815,679	-	31,075,802,009	153,409,473	198,026,394	-	920,000,000
156	Uganda Land Commission	5,400,000,000	5,489,150,687	5,884,465,094	-	16,773,615,781	1,350,000,000	1,271,588,948	-	1,283,446,758
157	National Forestry Authority	11,764,319,600	27,410,054,215	3,892,000,000	-	43,066,373,815	2,941,079,900	4,168,897,124	-	932,010,892
159	External Security Organisation	33,888,278,025	25,644,598,082	6,020,000,000	-	76,418,512,026	8,461,841,506	5,755,811,534	-	2,190,000,000
160	Uganda Coffee Development Authority	5,422,707,928	5,821,176,636	1,808,140,579	-	13,052,025,143	1,376,772,656	1,342,550,559	-	16,407,653,041
162	Butabika Hospital	8,356,932,998	3,791,240,599	1,538,690,551	-	13,687,864,148	2,089,233,250	1,754,710,948	-	3,381,823,215
301	Lira University	7,413,000,000	4,164,949,814	14,957,320,974	-	26,535,270,788	1,853,250,000	650,241,168	-	3,843,944,198
302	UNMA	3,605,163,636	3,524,037,822	400,000,000	-	7,129,201,458	901,290,909	611,735,021	-	8,753,525,343
303	NDC	1,541,135,116	5,175,985,345	400,000,000	-	7,117,120,461	385,283,779	1,254,063,213	-	1,513,025,960
304	DGAL	1,333,873,768	7,648,977,127	10,344,357,000	-	19,327,208,495	333,466,442	740,454,538	-	1,639,346,992
306	Uganda Export Promotion Board	1,261,200,000	1,421,516,934	396,280,720	-	3,078,997,654	315,300,000	302,769,784	-	540,594,450
307	Kabale University	13,767,655,313	2,777,631,376	6,000,000,000	-	17,145,286,689	3,441,913,828	1,313,812,688	-	1,614,457,430
308	Soroti University	4,679,165,255	1,506,007,708	6,000,000,000	-	12,185,172,963	1,169,791,314	727,366,354	-	2,500,000,000
309	NIRA	13,062,000,000	29,590,622,356	10,349,562,769	-	53,000,185,125	3,265,500,000	8,816,369,370	-	4,998,729,516
310	Uganda Investment Authority	4,413,026,000	6,196,505,000	374,209,000	-	10,983,740,000	1,103,256,500	935,251,088	-	243,000,000
311	Uganda National Oil Company (UNOC)	5,613,686,400	15,200,000,000	-	-	20,813,686,400	2,396,578,400	987,375,636	-	1,103,750,000
312	Petroleum Authority of Uganda	14,600,000,000	15,400,000,000	-	-	30,000,000,000	3,650,000,000	5,203,201,158	-	3,000,000,000
Total Center Votes		2,135,450,932,288	15,561,456,975,692	4,777,163,986,232	-	20,474,091,893,212	5,932,764,972,251	3,249,831,719,845	-	853,074,004,134
163	Arua Referral Hospital	4,849,335,766	3,424,723,540	1,060,000,000	-	9,334,059,306	1,212,333,949	852,220,271	-	2,224,554,213
164	Fort Portal Referral Hospital	5,415,156,674	2,597,031,632	1,060,000,000	-	9,072,188,306	1,353,789,162	590,876,864	-	2,169,666,033
165	Gulu Referral Hospital	5,022,460,766	2,129,302,452	1,488,000,000	-	8,639,763,238	1,256,615,197	532,037,621	-	2,207,652,818
166	Hoima Referral Hospital	6,093,899,981	1,795,412,379	1,169,049,058	-	9,058,361,618	1,523,474,995	428,129,853	-	2,265,604,848
167	Jinja Referral Hospital	6,783,365,193	3,305,326,884	1,552,933,674	-	11,641,625,751	1,693,941,298	613,841,064	-	472,411,717
168	Kabale Referral Hospital	4,073,299,628	2,036,859,752	1,488,000,000	-	7,598,159,380	1,018,324,907	348,000,000	-	1,828,736,624
169	Masaka Referral Hospital	4,400,769,142	1,807,286,181	2,050,000,000	-	8,266,055,323	1,100,192,286	340,007,937	-	1,377,500,000
Total		2,135,450,932,288	15,561,456,975,692	4,777,163,986,232	-	20,474,091,893,212	5,932,764,972,251	3,249,831,719,845	-	853,074,004,134

Annex 1a: Annual GOU CashFlow Plan FY 2018/19

Vote	Vote Description	Wage	Budget		Total	Wage	Q3 Workplan		Total
			Non Wage	Devt.			Non Wage	Devt.	
170	Mphale Referral Hospital	6,377,924,071	3,582,089,574	3,058,000,000	13,018,013,645	1,594,481,018	880,479,504	161,500,000	2,636,460,522
171	Soroti Referral Hospital	4,372,034,652	2,237,697,608	1,488,000,000	8,097,732,260	1,093,008,663	510,622,193	175,000,000	1,778,630,856
172	Lira Referral Hospital	5,124,322,316	2,197,350,288	1,488,000,000	8,809,672,604	1,281,080,579	371,578,497	450,000,000	2,102,659,076
173	Mbarara Referral Hospital	5,150,187,918	2,122,372,565	1,978,000,000	9,250,560,483	1,287,546,980	490,090,617	650,000,000	2,427,637,596
174	Mubende Referral Hospital	5,225,689,867	1,229,116,607	1,313,874,745	7,768,681,219	1,306,424,967	225,125,050	-	1,551,550,017
175	Moroto Referral Hospital	4,243,456,075	1,043,504,973	1,488,000,000	6,774,961,048	1,060,864,019	258,350,243	347,000,000	1,666,214,262
176	Naguru Hospital	6,307,130,425	1,019,066,557	1,055,562,168	8,381,759,150	1,576,782,606	254,766,639	155,562,168	1,987,111,414
183	Total Referral Hospitals	73,439,047,494	30,527,141,192	21,745,419,645	125,711,603,331	18,339,760,624	6,820,538,070	3,361,812,168	28,542,110,861
201	Ugandan Mission at the United Nations, New York	1,951,317,368	11,039,147,385	-	12,990,464,753	487,829,342	5,519,573,693	-	6,007,403,035
202	Uganda High Commission in United Kingdom, Lond	1,299,723,224	4,566,258,515	459,638,000	6,327,619,739	324,930,806	2,284,129,258	229,819,000	2,838,879,064
203	Uganda High Commission in Canada, Ottawa	971,934,797	3,547,574,452	-	4,519,509,249	242,983,699	1,773,787,226	-	2,016,770,925
204	Uganda High Commission in India, New Delhi	305,552,179	3,954,849,419	115,000,000	4,375,401,598	76,388,045	1,977,424,710	57,500,000	2,111,312,754
205	Uganda High Commission in Egypt, Cairo	544,097,087	2,477,832,015	120,000,000	3,141,929,102	136,024,272	1,238,916,008	60,000,000	1,434,940,279
206	Uganda High Commission in Kenya, Nairobi	307,936,497	3,081,256,380	7,000,000	3,396,192,877	76,984,124	1,540,628,190	3,500,000	1,621,112,314
207	Uganda High Commission in Tanzania, Dar es Sala	387,936,975	2,822,949,337	660,000,000	3,870,886,312	96,984,244	1,411,474,669	330,000,000	1,838,458,912
208	Uganda High Commission in Nigeria, Abuja	222,440,942	2,223,882,140	1,030,000,000	3,476,323,082	55,610,236	1,111,941,070	515,000,000	1,682,551,306
209	Uganda High Commission in South Africa, Pretoria	369,896,954	2,332,024,280	-	2,701,921,234	92,474,239	1,166,012,140	-	1,258,486,379
210	Uganda Embassy in Washington	1,214,498,163	6,013,849,989	80,000,000	7,308,348,152	303,624,541	3,006,924,995	40,000,000	3,350,549,535
211	Uganda Embassy in Ethiopia, Addis Ababa	308,361,458	2,357,205,493	-	2,665,566,951	77,090,365	1,178,602,747	-	1,255,693,111
212	Uganda Embassy in China, Beijing	388,182,714	4,532,327,046	-	4,920,509,760	97,045,679	2,266,163,523	-	2,363,209,202
213	Uganda Embassy in Rwanda, Kigali	528,561,670	2,408,001,748	20,000,000	2,956,563,418	132,140,418	1,204,000,874	10,000,000	1,346,141,292
214	Uganda Embassy in Switzerland, Geneva	1,345,007,520	5,790,491,703	80,000,000	7,215,499,223	336,251,880	2,895,245,852	40,000,000	3,271,497,732
215	Uganda Embassy in Japan, Tokyo	1,068,667,400	3,823,100,072	87,000,000	4,978,767,472	267,166,850	1,911,550,036	43,500,000	2,222,216,886
217	Uganda Embassy in Saudi Arabia, Riyadh	648,968,738	2,283,314,962	-	2,932,283,700	162,242,185	1,141,657,481	-	1,303,899,666
218	Uganda Embassy in Denmark, Copenhagen	742,895,334	3,189,954,674	-	3,932,850,068	185,723,849	1,594,977,337	-	1,780,701,186
219	Uganda Embassy in Belgium, Brussels	964,926,777	3,866,690,672	7,188,994,824	12,020,612,273	241,231,694	1,933,245,336	3,594,497,412	5,769,074,442
220	Uganda Embassy in Italy, Rome	847,596,800	4,184,285,509	-	5,031,882,309	211,899,200	2,092,142,755	-	2,304,041,955
221	Uganda Embassy in DRC, Kinshasa	465,873,282	3,866,690,672	-	3,484,033,907	116,466,321	1,409,080,213	100,000,000	1,625,548,633
223	Uganda Embassy in Sudan, Khartoum	453,599,710	2,354,999,060	200,000,000	3,049,143,207	113,399,928	1,177,499,530	-	1,290,899,458
224	Uganda Embassy in France, Paris	951,381,400	4,214,688,457	500,000,000	5,666,069,857	237,845,350	2,107,344,229	250,000,000	2,595,189,579
225	Uganda Embassy in Germany, Berlin	952,334,325	3,719,113,079	16,362,000	4,687,809,404	238,083,581	1,859,556,540	-	2,105,821,121
226	Uganda Embassy in Tehran	707,489,902	2,341,653,305	-	3,049,143,207	176,872,476	1,170,826,653	8,181,000	1,347,699,128
227	Uganda Embassy in Moscow	482,629,453	2,908,564,663	400,000,000	3,791,194,116	120,657,363	1,454,282,332	200,000,000	1,774,939,695
228	Uganda Embassy in Canberra	928,750,081	3,213,918,541	-	4,142,668,622	232,187,520	1,606,959,271	-	1,839,146,791
229	Uganda Embassy in Juba	423,024,300	3,583,790,593	-	4,081,814,893	105,756,075	1,791,895,297	37,500,000	1,935,151,372
230	Uganda Embassy in Abu Dhabi	632,922,868	4,193,376,126	50,000,000	4,876,298,994	158,230,717	2,096,688,063	25,000,000	2,279,918,780
231	Uganda Embassy in Bujumbura	278,201,018	1,848,688,425	6,560,000,000	8,686,889,443	66,550,255	924,344,213	3,280,000,000	4,273,894,467
232	Guangzhou Consulate in China	419,123,898	4,125,594,417	300,000,000	4,844,718,315	104,780,975	2,062,797,209	150,000,000	2,317,578,183
233	Mission in Ankara	589,654,094	2,710,646,628	-	3,300,300,722	147,413,524	1,355,323,314	-	1,502,736,838
234	Mission in Mogadishu	134,405,764	2,175,838,205	-	2,310,243,969	33,601,441	1,087,919,103	-	1,121,520,544
235	Mission in Kuala Lumpur	509,622,627	2,662,410,289	80,000,000	3,252,032,916	127,409,657	1,331,205,145	40,000,000	1,498,610,801
236	Mission in Mombasa	208,240,744	1,040,987,473	90,000,000	1,339,228,217	52,060,186	520,493,737	45,000,000	617,553,923
237	Mission in Angers	381,588,166	2,411,611,951	-	2,793,200,117	95,397,042	1,205,805,976	-	1,301,203,017
	Total Missions Abroad	22,937,344,289	129,821,037,628	18,115,954,824	161,871,376,741	5,743,338,072	60,410,518,614	9,059,497,412	75,404,352,298
500	Total Local Governments	2,012,588,830,628	683,081,272,554	447,419,835,809	3,143,089,938,991	503,147,207,657	160,376,787,942	96,639,782,568	760,157,278,166
	Grand Total	4,224,426,149,799	14,395,866,425,066	5,264,448,236,509	23,904,740,811,374	1,061,056,277,604	3,477,439,564,710	962,132,586,282	5,500,608,438,595

Annex 1a: Annual GOU CashFlow Plan FY 2018/19

Vote	Vote Description	Wage	Budget			Total	Q4 Workplan				Total
			Non Wage	Devt			Wage	Non Wage	Devt		
001	Office of the President	50,056,453,830	106,074,292,339	3,566,903,923	159,697,650,092	12,503,175,811	18,737,064,146	11,170,608	31,352,410,565		
002	State House	15,224,983,542	246,488,381,678	12,338,411,302	274,051,776,522	3,806,245,886	55,086,054,811	1,297,102,826	60,189,403,522		
003	Office of the Prime Minister	2,875,264,198	74,399,409,330	54,256,921,257	131,531,594,785	718,816,050	17,136,662,491	13,948,643,782	31,804,422,322		
004	Ministry of Defence & Veteran Affairs	519,464,235,561	654,711,611,420	470,248,200,623	1,644,424,047,604	129,866,058,890	1,609,925,974,790	117,051,525,556	407,843,559,246		
005	Ministry of Public Service	5,231,420,555	20,071,570,536	4,938,337,360	39,255,542,306	1,285,355,139	3,992,320,476	300,531,744	8,393,552,982		
006	Ministry of Foreign Affairs	5,536,259,952	33,006,291,756	712,990,598	39,255,542,306	1,384,064,988	7,009,487,994				
007	Ministry of Justice and Constitutional Affairs	4,805,835,135	47,171,070,366	84,382,399,616	136,559,354,177	1,151,458,784	8,414,737,765	12,543,173,018	22,109,269,566		
008	Ministry of Finance, Planning & Economic Dev.	6,587,717,274	308,372,919,648	65,860,517,476	380,821,105,419	1,646,929,319	80,216,298,360	14,677,723,772	96,540,951,450		
009	Ministry of Internal Affairs	1,998,175,498	22,961,867,005	1,258,701,718	26,218,744,221	499,543,875	5,433,934,298	75,500,000	6,008,978,173		
010	Ministry of Agriculture, Animal, Industry & Fisheries	11,944,348,956	36,272,677,573	99,334,583,324	147,551,609,853	2,976,721,840	8,852,386,669	26,833,508,943	38,662,617,452		
011	Ministry of Local Government	8,568,702,754	13,672,635,002	34,162,680,032	59,560,037,385	2,142,175,689	2,661,937,414	4,167,157,226	8,917,870,329		
012	Ministry of Lands, Housing & Urban Dev.	8,102,862,280	31,356,210,647	20,100,964,458	59,560,037,385	2,025,715,570	3,493,391,137	1,093,581,115	6,612,687,821		
013	Ministry of Education and Sports	14,194,022,770	190,720,711,236	67,571,280,039	272,486,014,045	3,548,505,693	31,287,732,233	8,095,534,377	42,931,772,503		
014	Ministry of Health	11,418,774,701	64,870,511,710	51,748,752,577	128,038,038,988	2,854,693,675	16,158,052,113	8,851,688,144	27,864,433,933		
015	Ministry of Trade, Industry and Cooperatives	2,458,248,716	68,133,859,937	28,626,568,092	99,218,676,745	614,562,179	6,125,423,983	7,711,540,523	13,351,526,685		
016	Ministry of Works and Transport	11,865,803,051	69,185,825,820	374,521,596,072	455,573,224,943	2,966,450,763	15,988,221,861	47,509,542,062	66,464,214,686		
017	Ministry of Energy and Mineral Development	6,224,570,622	86,030,237,939	325,226,819,369	417,481,627,930	1,556,142,656	21,190,943,486	59,931,837,546	59,931,837,546		
018	Ministry of Gender, Labour and Social Dev.	4,052,757,656	58,575,501,715	111,587,983,627	174,216,242,998	1,013,189,414	14,355,206,326	27,064,946,947	42,433,542,687		
019	Ministry of Water and Environment	7,181,899,228	14,701,983,072	301,161,900,586	323,045,782,886	1,764,811,331	3,387,769,934	32,668,877,939	37,821,459,203		
020	Ministry of Information & National Guidance	5,936,950,345	17,136,004,425	15,222,839,682	38,295,794,452	1,484,237,586	1,472,239,106	2,620,213,724	5,576,690,416		
021	East African Community Affairs	1,135,398,749	26,759,336,238	530,400,000	28,425,134,987	283,849,687	1,983,739,558		2,267,589,245		
022	Ministry of Tourism, Wildlife and Antiquities	2,085,603,786	7,622,861,463	6,081,968,872	15,790,434,121	521,400,947	1,796,345,450	1,172,625,000	3,490,371,397		
023	Ministry of Science, Technology and Innovation	2,060,364,768	29,354,279,984	24,457,838,800	55,872,483,552	515,091,192	7,349,819,996	2,398,229,519	36,740,061,615		
101	Judiciary	32,157,477,646	91,868,354,359	4,069,500,000	128,095,332,005	8,039,369,412	28,700,692,203				
102	Electoral Commission-Statutory	34,205,472,442	48,136,846,787	6,200,000,010	88,543,681,111	5,292,440,320	12,325,015,600	200,000,010	8,230,530,044		
103	Parliamentary Commission (IG)-Statutory	21,169,761,280	18,044,022,149	13,593,212,651	52,806,996,080	2,733,212,235	55,280,327,497	106,342,463	77,013,339,731		
104	Law Reform Commission-Statutory	4,073,396,523	6,098,958,793	200,020,403	497,801,366,977	1,018,349,131					
105	Uganda Human Rights Comm-Statutory	6,594,848,793	13,218,190,548	411,797,335	20,224,836,676	1,648,712,198	2,788,436,357		2,651,625,589		
106	Uganda AIDS Commission-Statutory	1,319,679,712	5,419,961,193	127,809,000	6,867,449,905	329,919,928	1,349,492,950		4,281,352,859		
107	National Planning Authority-Statutory	8,257,649,932	16,751,112,436	1,044,167,988	26,052,930,356	2,064,412,483	3,678,017,416		5,742,429,899		
108	Law Development Centre	3,803,985,000	2,970,099,999	3,393,304,237	10,167,389,226	950,966,250	359,475,000	339,330,424	1,649,801,674		
109	Uganda Industrial Research Institute	3,720,150,188	2,055,476,681	7,983,966,138	13,759,593,007	930,037,547	441,994,913	1,760,857,565	3,132,890,025		
110	Busitema University	21,770,417,656	8,888,408,230	1,120,730,327	31,779,556,213	5,442,604,417		31,000,000	5,473,604,417		
111	Ethics and Integrity	908,483,076	4,033,019,186	210,536,691	5,152,098,953	227,120,769	877,385,371		1,104,506,140		
112	Uganda National Road Authority	71,105,192,984	27,508,690,529	1,612,700,205,714	1,711,314,089,227	17,776,296,246	5,332,053,581	276,017,083,777	299,125,435,604		
113	Uganda Cancer Institute	4,739,141,811	10,280,865,721	11,929,264,971	26,949,272,503	1,184,785,453	2,590,105,909	506,461,497	4,281,352,859		
114	Uganda Heart Institute	4,200,623,300	4,872,969,168	4,500,000,000	13,573,592,468	1,050,155,825	1,118,375,408	909,240,400	54,944,451,775		
115	National Medical Stores	9,913,084,681	267,051,382,096	-	276,964,466,777	2,478,271,170	52,466,180,605		54,944,451,775		
116	Uganda Tourism Board	1,855,392,000	14,806,190,938	553,302,512	17,214,885,450	463,848,250	104,083,799,609	35,265,000	4,617,106,829		
117	Road Fund	2,667,413,000	532,979,610,289	6,870,000,000	542,517,023,289	666,853,250	856,400,967	1,500,000,000	106,520,552,859		
118	Uganda Registration Services Bureau	7,550,356,645	5,905,788,998	-	13,456,145,643	1,887,589,161			2,743,990,128		
119	National Citizenship and Immigration Control	4,417,488,712	13,118,475,405	9,230,746,166	26,766,710,283	1,104,372,178	1,376,507,545	1,347,568,360	3,828,448,083		
120	Duty Development Authority	2,122,577,287	2,042,434,987	5,735,412,274	9,913,412,274	392,600,000	401,133,378	214,450,574	1,008,483,951		
121	KAMPAL CAPITAL CITY AUTHORITY	72,700,178,613	12,228,213,847	77,717,951,847	162,666,344,307	18,175,044,653	2,504,800,177	2,925,000,000	23,604,844,830		
122	Rural Electrification Agency (REA)	-	-	101,976,000,000	101,976,000,000	-	-	20,395,200,000	20,395,200,000		
123	Equal Opportunities Commission	2,966,807,972	8,905,074,324	1,300,000,000	13,171,882,296	741,701,993	1,221,085,641	360,000,000	1,862,787,634		
124	National Animal Genetic Res. Centre and Data Bank	1,900,000,536	1,732,919,536	7,364,216,572	10,997,136,108	475,000,000	347,229,884	-	1,882,229,884		
125	National Information Technology Authority	6,645,161,925	19,530,347,468	2,379,791,269	28,555,300,662	1,661,290,481	4,825,350,480	103,237,500	6,589,878,461		
126	Munt University	6,774,253,166	3,400,223,657	4,599,048,684	14,773,525,527	1,993,563,297	62,304,925	821,904,761	2,577,772,883		
127	UNEB	3,950,000,000	53,479,707,578	4,500,000,000	61,929,707,578	1,987,500,000	3,793,552,000	-	4,781,052,000		
128	Financial Intelligence Authority	3,477,400,000	8,557,173,634	465,000,000	12,499,573,634	869,350,000	1,207,020,000	-	2,076,370,000		

Annex 1a: Annual GOU CashFlow Plan FY 2018/19

Vote	Vote Description	Wage	Non Wage	Budget		Total	Wage	Q4 Workplan		Total
				Devt.				Devt.		
130	Treasury Operations	27,769,543,824	8,861,723,126,441	3,975,509,736	8,861,723,126,441	55,789,459,099	6,942,385,956	2,186,603,608,238	-	2,186,603,608,238
131	Auditor General- Statutory	2,816,295,471	5,141,609,804	377,387,030	8,335,296,305	704,074,868	1,436,095,886	2,440,470,754	0	10,502,777,141
132	Education Service Commission	8,889,293,133	19,204,601,662	6,455,351,179	34,549,245,974	2,214,662,283	6,782,104,416	1,763,637,195	-	10,761,210,494
133	Directorate of Public Prosecutions	2,325,110,826	3,816,298,464	263,698,681	6,404,808,971	581,277,707	953,972,555	1,535,250,262	-	1,535,250,262
134	Health Service Commission	134,674,986,761	45,910,623,573	10,409,340,686	190,994,951,020	33,668,746,690	1,720,835,172	35,389,581,862	1,720,835,172	7,344,142,352
136	Makerere University	27,395,741,115	4,099,613,489	3,598,768,714	35,094,123,312	6,848,935,279	-	495,207,073	-	6,360,042,441
137	Mbarara University	25,440,169,763	4,252,096,109	2,800,000,000	52,071,486,338	10,530,933,497	1,687,063	375,000,000	-	10,530,933,497
138	Kyambogo University	42,123,733,987	9,056,347,972	891,414,379	52,071,486,338	1,329,328,062	-	18,667,272,027	-	94,518,907,886
140	Uganda Management Institute	5,317,312,246	459,643,964	1,500,000,000	7,276,956,210	33,491,066,259	1,776,611,750	6,645,250,245	-	14,039,919,107
141	National Revenue Authority	133,964,265,037	163,324,676,735	34,639,695,827	62,467,962,115	5,618,057,112	4,204,720,420	3,183,532,088	-	10,600,630,979
142	National Agricultural Research Organisation	22,472,228,449	7,212,740,164	15,409,485,946	49,419,626,847	3,212,378,471	38,263,465,425	11,442,500,000	-	121,340,980,243
143	Uganda Bureau of Statistics	12,889,293,133	21,160,627,016	15,409,485,946	64,754,082,211	71,635,014,818	15,420,058,740	4,045,103,311	-	35,184,077,313
144	Uganda Police Force	286,540,059,271	215,336,254,335	145,663,768,605	215,273,563,550	15,718,915,262	-	-	-	1,959,139,507
145	Uganda Prisons	62,875,661,047	115,447,178,846	36,950,723,657	8,697,048,585	664,500,357	1,294,639,150	-	-	1,220,612,915
146	Public Service Commission	2,658,001,427	5,554,825,016	484,222,142	5,262,087,501	279,704,600	940,908,315	-	-	2,237,738,075
147	Local Government Finance Comm	1,118,818,400	3,571,569,261	571,699,840	9,997,812,423	494,738,712	1,742,998,364	397,475,313	-	7,377,989,881
148	Judicial Service Commission	1,978,938,846	7,526,056,953	492,796,624	15,604,598,264	1,528,993,638	-	197,202,999	-	4,133,171,302
149	Gulu University	27,922,058,270	5,088,438,414	2,505,039,101	35,515,535,785	6,980,514,567	2,800,700,750	375,000,000	-	1,984,958,733
150	National Environment Management Authority	6,115,974,551	7,573,270,719	915,352,994	19,182,098,623	959,470,552	783,148,125	2,452,500,000	-	5,875,191,293
151	Uganda Blood Transfusion Service (UBTS)	3,837,882,208	12,474,216,415	2,870,000,000	24,998,484,976	1,742,147,950	1,541,497,763	625,000,000	-	3,755,422,513
152	NAADS Secretariat	2,184,900,000	6,889,185,820	10,994,000,000	21,251,409,674	1,588,924,750	64,564,750	45,000,000	-	109,564,750
153	Public Procurement and Disposal of Assets	6,968,591,800	5,315,962,301	5,979,748,373	4,994,597,653	153,409,473	4,210,147	674,011,395	-	2,621,588,948
154	Uganda National Bureau of Standards	6,335,699,000	583,597,653	4,411,000,000	31,075,802,009	1,350,000,000	1,271,588,948	25,824,000	-	7,096,994,289
155	Cotton Development Organisation	613,637,880	687,348,440	29,824,815,679	16,773,615,781	2,944,079,900	6,487,199,413	-	-	6,487,199,413
156	Uganda Land Commission	5,400,000,000	5,489,150,687	5,884,465,094	43,066,373,815	1,350,000,000	4,130,090,389	-	-	2,621,588,948
157	National Forestry Authority	27,410,054,215	76,418,512,026	3,892,000,000	65,552,876,107	8,461,841,506	6,328,561,534	850,000,000	-	15,640,403,041
159	External Security Organisation	11,764,319,600	25,644,598,082	1,808,140,579	13,052,025,143	1,376,772,656	1,342,550,559	7,500,000	-	2,126,823,215
160	Uganda Coffee Development Authority	33,888,278,025	5,821,176,636	6,020,000,000	13,687,864,148	2,089,233,250	1,452,550,559	2,089,233,250	-	10,770,057,151
161	Mulago Hospital Complex	5,422,707,928	8,356,932,998	3,791,240,599	14,957,320,974	1,853,250,000	2,261,726,311	6,655,080,839	-	1,596,024,159
301	Lira University	7,413,000,000	4,164,949,814	14,957,320,974	26,535,270,788	901,290,909	694,733,250	-	-	1,390,600,424
302	UNMA	3,605,163,636	3,524,037,822	400,000,000	7,117,120,461	385,283,779	1,005,316,645	-	-	723,783,509
303	NCDCC	1,541,135,116	5,175,985,345	400,000,000	19,327,208,495	335,468,442	604,442,237	343,908,200	-	1,281,818,879
304	UVRI	1,333,873,768	7,648,977,727	10,344,357,000	3,078,997,654	341,903,828	405,983,509	2,500,000	-	3,545,913,828
305	DGAL	1,261,200,000	1,421,516,934	396,280,720	17,145,286,689	3,445,913,828	75,000,000	29,000,000	-	2,299,178,814
306	Uganda Export Promotion Board	13,767,655,313	2,777,631,376	600,000,000	12,185,172,963	1,169,791,314	25,637,500	1,103,750,000	-	11,531,117,690
307	Kabale University	4,679,165,255	1,506,007,708	6,000,000,000	53,000,185,125	3,265,530,000	6,782,571,370	1,483,046,320	-	2,824,695,006
308	Scoroti University	13,062,000,000	29,590,622,356	10,349,562,769	10,983,740,000	1,103,255,500	1,627,886,256	93,552,250	-	3,300,349,036
309	NIRA	4,413,026,000	6,196,505,000	374,209,000	15,200,000,000	2,396,578,400	903,770,636	-	-	6,347,488,658
310	Uganda Investment Authority	5,613,686,400	-	-	30,000,000,000	3,650,000,000	-	-	-	-
311	Uganda National Oil Company (UNOC)	14,600,000,000	-	-	-	-	-	-	-	-
312	Petroleum Authority of Uganda	-	-	-	-	-	-	-	-	-
Total		27,769,543,824	8,861,723,126,441	4,777,163,956,731	20,474,003,832,311	533,704,973,251	3,139,727,443,149	738,804,584,203	4,412,327,001,603	
163	Arua Referral Hospital	4,849,335,766	3,424,723,540	1,060,000,000	9,374,059,306	1,212,333,942	848,891,596	58,000,000	-	2,119,225,537
164	Fort Portal Referral Hospital	5,415,156,674	2,597,031,632	1,060,000,000	8,639,238	1,353,789,169	646,366,463	225,000,000	-	2,225,155,632
165	Gulu Referral Hospital	5,022,460,786	2,129,302,452	1,488,000,000	8,639,238	1,255,615,197	532,037,621	150,000,000	-	1,997,652,818
166	Hojima Referral Hospital	6,093,889,981	1,795,412,579	1,169,049,058	9,058,361,618	1,523,474,995	438,129,853	265,000,000	-	2,226,604,848
167	Jinja Referral Hospital	6,783,365,193	3,305,326,884	1,552,933,674	11,641,635,751	1,695,841,298	452,185,579	47,000,000	-	1,495,026,878
168	Kabale Referral Hospital	4,073,299,628	2,036,859,752	1,488,000,000	7,598,159,380	1,018,324,907	463,344,135	-	-	1,481,669,042
169	Masaka Referral Hospital	4,400,769,142	1,807,286,181	2,058,000,000	8,266,055,323	1,100,192,286	342,007,937	6,250,000	-	1,448,450,223

Annex 1a: Annual GOU Cashflow Plan FY 2018/19

Vote	Vote Description	Wage	Non Wage	Budget		Total	Wage	Non Wage	Q4 Workolan		Total
				Devt.					Devt.		
170	Mbale Referral Hospital	6,377,924,071	3,582,089,574	3,058,000,000		13,018,013,645	1,594,481,018	887,379,504	-		2,481,860,522
171	Soroti Referral Hospital	4,372,034,652	2,237,697,608	1,488,000,000		8,097,732,260	1,093,008,663	512,631,193	125,000,000		1,730,639,856
172	Lira Referral Hospital	5,124,322,316	2,197,350,288	1,488,000,000		8,809,672,604	1,281,080,579	393,578,497	-		1,674,659,076
173	Mbarara Referral Hospital	5,150,187,918	2,122,372,565	1,978,000,000		9,250,560,483	1,287,560,483	491,340,617	-		1,778,887,596
174	Mubende Referral Hospital	5,225,699,867	1,229,116,607	1,313,874,745		7,768,691,219	1,306,424,967	217,753,050	-		1,524,178,017
175	Moroto Referral Hospital	4,243,456,075	1,043,504,973	1,488,000,000		6,774,961,048	1,060,864,019	268,454,243	-		1,329,318,262
176	Naguru Hospital	6,307,130,425	1,019,066,557	1,055,562,168		8,381,759,150	1,576,782,606	254,766,639	-		1,831,549,246
Total Referral Hospitals		73,439,042,494	30,527,141,192	21,745,419,645		125,711,603,331	18,359,760,624	6,748,666,926	876,250,000		25,984,877,550
201	Ugandan Mission at the United Nations, New York	1,951,317,368	11,039,147,385	-		12,990,464,753	487,829,342	-	-		487,829,342
202	Uganda High Commission in United Kingdom, Lond	1,299,723,224	4,568,258,515	459,638,000		6,327,619,739	324,930,806	-	-		324,930,806
203	Uganda High Commission in Canada, Ottawa	971,934,797	3,547,574,452	-		4,519,509,249	242,983,699	-	-		242,983,699
204	Uganda High Commission in India, New Delhi	305,552,179	3,954,849,419	115,000,000		4,375,401,598	76,388,045	-	-		76,388,045
205	Uganda High Commission in Egypt, Cairo	544,097,087	2,477,832,015	120,000,000		3,141,929,102	136,024,272	-	-		136,024,272
206	Uganda High Commission in Kenya, Nairobi	307,936,497	3,081,256,380	7,000,000		3,396,192,877	76,984,124	-	-		76,984,124
207	Uganda High Commission in Tanzania, Dar es Sala	387,936,975	2,822,949,337	660,000,000		3,870,886,312	96,984,244	-	-		96,984,244
208	Uganda High Commission in Nigeria, Abuja	222,440,942	2,223,882,140	1,030,000,000		3,476,323,082	55,610,236	-	-		55,610,236
209	Uganda High Commission in South Africa, Pretoria	369,696,954	2,332,074,280	-		2,701,921,234	92,474,239	-	-		92,474,239
210	Uganda Embassy in Ethiopia, Addis Ababa	1,214,498,163	6,013,849,989	80,000,000		7,308,348,152	303,624,541	-	-		303,624,541
211	Uganda Embassy in Washington	308,361,458	2,357,205,493	-		2,665,566,951	77,090,365	-	-		77,090,365
212	Uganda Embassy in China, Beijing	388,182,714	4,532,327,046	-		4,920,509,760	97,045,679	-	-		97,045,679
213	Uganda Embassy in Rwanda, Kigali	528,561,670	2,408,001,748	20,000,000		2,956,563,418	132,140,418	-	-		132,140,418
214	Uganda Embassy in Switzerland, Geneva	1,345,007,520	5,790,491,703	80,000,000		7,215,499,223	336,251,880	-	-		336,251,880
215	Uganda Embassy in Japan, Tokyo	1,068,667,400	3,823,100,072	87,000,000		4,978,767,472	267,166,850	-	-		267,166,850
217	Uganda Embassy in Saudi Arabia, Riyadh	742,895,394	3,189,954,674	-		2,932,283,700	162,242,185	-	-		162,242,185
218	Uganda Embassy in Denmark, Copenhagen	648,968,738	3,866,690,672	-		3,932,850,068	185,723,849	-	-		185,723,849
219	Uganda Embassy in Belgium, Brussels	964,926,777	4,184,285,509	7,188,994,824		12,020,612,273	241,231,694	-	-		241,231,694
220	Uganda Embassy in Italy, Rome	847,596,800	2,818,160,625	-		5,031,882,309	111,899,200	-	-		111,899,200
221	Uganda Embassy in DRC, Kinshasa	465,873,282	2,354,999,060	200,000,000		3,484,033,907	116,468,321	-	-		116,468,321
223	Uganda Embassy in Sudan, Khartoum	453,599,710	4,214,688,457	500,000,000		5,667,089,857	237,845,350	-	-		237,845,350
224	Uganda Embassy in France, Paris	951,381,400	3,719,113,079	16,362,000		4,687,809,404	238,083,581	-	-		238,083,581
225	Uganda Embassy in Germany, Berlin	707,489,902	2,341,653,305	-		3,049,143,207	176,872,476	-	-		176,872,476
226	Uganda Embassy in Tehran	482,629,453	2,908,564,663	400,000,000		3,791,194,116	120,657,363	-	-		120,657,363
227	Uganda Embassy in Canberra	928,750,081	3,213,918,541	-		4,142,668,622	232,187,520	-	-		232,187,520
228	Uganda Embassy in Juba	423,024,300	3,583,790,593	75,000,000		4,081,814,893	105,756,075	-	-		105,756,075
229	Uganda Embassy in Abu Dhabi	632,922,868	1,848,688,425	50,000,000		4,876,298,994	158,230,717	-	-		158,230,717
230	Uganda Embassy in Bulumbura	278,201,018	1,848,688,425	6,560,000,000		8,686,889,443	69,550,255	-	-		69,550,255
231	Guangzhou Consulate in China	419,123,898	4,125,594,417	300,000,000		4,844,718,315	104,780,975	-	-		104,780,975
232	Mission in Ankara	589,654,094	2,175,838,205	-		3,300,300,722	147,413,524	-	-		147,413,524
233	Mission in Mogadishu	134,405,764	2,662,410,289	-		2,310,243,969	33,601,441	-	-		33,601,441
235	Mission in Kuala Lumpur	509,622,627	2,662,410,289	80,000,000		3,252,032,916	127,405,657	-	-		127,405,657
236	Mission in Mombasa	208,240,744	1,040,987,473	90,000,000		1,339,228,217	52,060,186	-	-		52,060,186
237	Mission in Algiers	381,588,166	2,411,611,951	-		2,793,200,117	95,397,042	-	-		95,397,042
Total Missions Abroad		22,937,944,299	120,821,037,625	18,118,994,824		161,877,376,441	5,754,336,072	159,454,428,649	-		5,754,336,072
500	Total Local Governments	2,012,588,830,628	683,081,272,554	447,419,835,809		3,143,089,938,991	503,147,207,657	159,454,428,649	-		662,601,636,306
Grand Total		4,244,426,149,799	14,395,866,425,066	5,264,418,236,505		23,904,740,811,374	1,061,056,277,604	3,905,930,738,724	739,680,838,203		5,106,647,851,530

Annex 1b: Annual Cashflow Plan for Votes with AIA FY 2018/19

Vote	Vote Description	Approved Estimates	Q1 Actual	Q2 Workplan	Q3 Workplan	Q4 Workplan
004	Ministry of Defence & Veteran Affairs	1,500,000,000	375,000,000	375,000,000	375,000,000	375,000,000
005	Ministry of Public Service	1,000,000,000	237,500,000	262,500,000	262,500,000	237,500,000
008	Ministry of Finance, Planning & Economic Dev.	4,721,813,000	1,180,453,250	1,180,453,250	1,180,453,250	1,180,453,250
009	Ministry of Internal Affairs	1,098,620,000	274,655,000	274,655,000	274,655,000	274,655,000
012	Ministry of Lands, Housing & Urban Development	2,880,000,000	720,000,000	720,000,000	720,000,000	720,000,000
015	Ministry of Trade, Industry and Cooperatives	1,089,058,400	129,764,600	699,764,600	129,764,600	129,764,600
018	Ministry of Gender, Labour and Social Development	1,995,000,000	873,750,000	373,750,000	373,750,000	373,750,000
020	Ministry of Information & National Guidance	3,500,000,000	1,040,697,462	1,317,455,932	545,926,053	595,920,553
105	Law Reform Commission	4,500,000,000	3,000,000,000	1,500,000,000	-	-
109	Law Development Centre	8,300,000,000	3,921,323,375	2,153,064,675	1,075,408,093	1,150,203,858
110	Uganda Industrial Research Institute	256,000,000	70,375,000	64,375,000	60,625,000	60,625,000
111	Busemwa University	6,787,386,285	3,393,693,143	475,750,000	3,393,693,143	458,550,000
114	Uganda Cancer Institute	1,860,000,000	462,850,000	1,499,125,000	1,498,125,000	1,484,625,000
115	Uganda Heart Institute	6,000,000,000	1,518,125,000	5,494,450,300	5,494,450,300	6,646,341,722
116	National Medical Stores	23,129,692,622	5,494,450,300	75,000,000	75,000,000	75,000,000
117	Uganda Tourism Board	300,000,000	75,000,000	75,000,000	75,000,000	75,000,000
119	Uganda Registration Services Bureau	10,550,000,000	5,017,629,206	2,133,241,216	1,843,557,050	1,555,572,528
120	National Citizenship and Immigration Control	21,000,000,000	5,289,666,529	9,323,516,592	3,590,941,128	2,795,875,751
121	Dairy Development Authority	1,000,000,000	317,234,175	488,782,751	55,741,538	138,241,538
122	KAMPALA CAPITAL CITY AUTHORITY	126,899,636,512	32,268,894,605	32,500,339,223	30,643,510,670	31,486,892,013
123	Rural Electrification Agency (REA)	46,625,347,917	11,570,461,904	9,536,810,901	11,417,858,404	14,100,216,707
125	National Animal Genetic Res. Centre and Data Bank	7,064,256,943	1,404,626,423	2,253,377,709	2,101,626,423	1,304,626,387
126	National Information Technology Authority	16,271,408,505	4,498,444,291	5,684,045,310	3,656,167,119	2,432,751,787
127	Muni University	961,570,000	480,785,000	480,785,000	480,785,000	480,785,000
136	Makerere University	91,273,517,114	45,636,758,557	45,636,758,557	45,636,758,557	45,636,758,557
137	Mbarara University	12,920,118,000	6,460,059,000	6,460,059,000	6,460,059,000	6,460,059,000
138	Makerere University Business School	51,548,244,100	25,774,122,050	25,774,122,050	25,774,122,050	25,774,122,050
139	Kyambogo University	89,588,010,633	44,794,005,317	44,794,005,317	44,794,005,317	44,794,005,317
140	Uganda Management Institute	30,130,073,000	15,065,036,500	15,065,036,500	15,065,036,500	15,065,036,500
142	National Agricultural Research Organisation	7,145,695,000	1,792,417,270	1,792,417,270	1,784,465,910	1,776,394,550
144	Uganda Police	18,656,450,000	6,000,000,000	4,000,000,000	4,656,450,000	4,000,000,000
145	Uganda Prisons	8,860,000,000	2,730,786,000	1,684,464,000	2,918,241,000	1,526,509,000
149	Gulu University	8,500,000,000	2,380,905,093	2,383,635,593	1,915,529,111	1,819,930,203
154	Uganda National Bureau of Standards	26,590,000,000	7,131,400,106	6,801,400,106	6,268,600,089	6,388,599,700
155	Cotton Development Organisation	4,818,290,000	918,179,149	1,228,289,150	1,177,319,157	1,494,502,543
157	National Forestry Authority	24,184,422,262	5,276,570,916	7,025,219,916	6,953,523,866	4,929,107,566
160	Uganda Coffee Development Authority	24,850,000,000	6,704,696,750	5,071,208,265	3,882,653,604	9,191,441,381

Annex 1b: Annual Cashflow Plan for Votes with AIA FY 2018/19

Vote	Vote Description	Approved Estimates	Q1 Actual	Q2 Workplan	Q3 Workplan	Q4 Workplan
161	Mulago Hospital Complex	13,000,000,000	3,349,750,000	3,350,750,000	3,149,750,000	3,149,750,000
162	Butabika Hospital	1,700,000,000	375,500,000	375,500,000	375,500,000	573,500,000
301	Lira Univesity	3,960,042,000	990,010,500		2,970,031,500	
302	UNIMA	1,481,500,000	185,645,868	279,545,868	242,245,868	774,062,398
303	NCDC	305,000,000	70,000,000	125,000,000	55,000,000	55,000,000
304	Uganda Virus Research Institute (UVRI)	260,000,000	65,500,000	65,500,000	65,500,000	63,500,000
307	Kabale Univesity	5,188,388,139	2,594,194,070		2,594,194,070	
308	Soroti Univesity	742,000,000	371,000,000		371,000,000	
163	Arua Referral Hospital	152,000,000	38,000,000	38,000,000	38,000,000	38,000,000
164	Fort Portal Referral Hospital	758,000,000	176,847,833	176,847,833	176,847,833	227,456,500
165	Gulu Referral Hospital	610,000,000	152,500,000	152,500,000	152,500,000	152,500,000
166	Hoima Referral Hospital	180,000,000	45,000,000	45,000,000	45,000,000	45,000,000
167	Jinja Referral Hospital	250,000,000	62,500,000	62,500,000	62,500,000	62,500,000
168	Kabale Referral Hospital	500,000,000	124,000,000	124,000,000	124,000,000	128,000,000
169	Masaka Referral Hospital	600,000,000	145,000,000	165,000,000	145,000,000	145,000,000
170	Mbale Referral Hospital	400,000,000	100,000,000	100,000,000	100,000,000	100,000,000
171	Soroti Referral Hospital	60,000,000	15,000,000	15,000,000	15,000,000	15,000,000
172	Lira Referral Hospital	50,000,000	12,500,000	12,500,000	12,500,000	12,500,000
173	Mbarara Referral Hospital	1,400,000,000	330,500,000	330,500,000	330,500,000	408,500,000
174	Mubende Referral Hospital	150,000,000	37,500,000	37,500,000	37,500,000	37,500,000
175	Moroto Referral Hospital	25,000,000	6,250,000	6,250,000	6,250,000	6,250,000
176	Naguru Hospital	280,000,000	70,000,000	70,000,000	70,000,000	70,000,000
500	Local Governments	158,028,903,203	39,507,225,801	39,507,225,801	39,507,225,801	39,507,225,801
	TOTAL	888,435,443,635	303,104,740,041	153,411,211,259	287,645,197,001	144,274,295,334

*Votes Not issued Limits in FY 17/18


150	National Environment Management Authority	11,731,157,000	3,258,039,250	2,982,039,250	2,844,039,250	2,647,039,250
022	Ministry of Tourism, Wildlife and Antiquities	85,004,793,048	21,251,198,262	21,251,198,262	21,251,198,262	21,251,198,262
128	UNEP	53,552,000,000	20,211,114,056	16,917,323,118	8,191,031,474	8,232,531,352
145	Uganda Prisons *(Food component)	18,000,000,000	4,500,000,000	4,500,000,000	4,500,000,000	4,500,000,000
201	Ugandan Mission at the United Nations, New York	6,812,460,000	1,703,115,000	1,703,115,000	1,703,115,000	1,703,115,000
	TOTAL	175,100,410,048	50,923,466,568	47,353,675,630	38,489,383,986	38,333,883,864
	GRAND TOTAL AIA	1,063,535,853,683	354,028,206,609	200,764,886,889	326,134,580,988	182,608,179,198

Annex 1c: Annual Cashflow Plan for Votes with External Financing FY 2018/19

Vote	Vote Description	Approved Estimates	Q1	Q2	Q3	Q4
003	Office of the Prime Minister	359,669,564,404	71,736,309,267	101,677,420,413	92,056,777,055	94,199,057,669
004	Ministry of Defence & Veteran Affairs	359,223,916,488	73,422,024,244	74,811,559,309	64,963,787,277	146,036,545,659
008	Ministry of Finance, Planning & Economic Dev.	146,738,451,411	37,921,391,601	46,238,086,911	41,803,950,560	20,775,022,339
010	Ministry of Agriculture, Animal, Industry & Fisheries	211,177,568,545	43,159,043,833	62,454,740,440	51,181,892,136	54,381,892,136
011	Ministry of Local Government	173,388,402,093	35,439,099,049	97,376,723,256	20,000,789,894	20,571,789,894
012	Ministry of Lands, Housing & Urban Development	136,216,425,556	27,841,466,552	42,436,733,930	32,274,282,771	33,663,942,304
013	Ministry of Education, Science Technology and Sports	336,892,230,046	65,378,966,820	89,838,213,053	83,881,822,686	97,793,227,487
014	Ministry of Health	1,003,055,214,294	196,205,572,664	445,517,286,990	102,168,717,007	259,163,637,633
015	Ministry of Trade, Industry and Cooperatives	12,058,259,802	2,464,604,658	3,552,025,243	3,002,064,951	3,039,564,951
016	Ministry of Works and Transport	425,382,389,156	87,578,063,900	138,435,513,819	100,291,905,965	99,076,905,472
017	Ministry of Energy and Mineral Development	1,339,220,628,995	258,272,505,456	442,032,687,024	319,457,718,258	319,457,718,258
018	Ministry of Gender, Labour and Social Development	19,288,311,034	3,942,364,985	8,753,731,521	3,136,106,764	3,456,107,764
019	Ministry of Water and Environment	825,521,192,380	74,170,852,702	593,037,677,014	79,189,404,297	79,123,258,367
023	Ministry of Science, Technology and Innovation	114,422,229,400	23,264,882,816	37,364,077,647	41,608,834,468	12,184,434,468
113	Uganda National Road Authority	1,419,099,786,750	289,420,469,033	299,952,308,227	286,865,353,118	542,861,656,372
114	Uganda Cancer Institute	64,262,868,707	13,134,778,000	27,227,943,224	18,978,860,612	4,921,286,871
122	KAMPAL CAPITAL CITY AUTHORITY	157,255,019,896	32,141,574,400	125,113,445,496		
123	Rural Electrification Agency (REA)	534,562,296,661	91,849,428,827	228,887,949,169	106,912,458,077	106,912,460,588
126	National Information Technology Authority	94,447,516,156	19,304,260,490	68,171,981,886	5,011,185,940	1,960,087,840
500	Local Governments	2,646,118,123	882,039,374.33	882,039,374	882,039,374	
	TOTAL	7,734,538,389,897	1,447,529,698,672	2,933,762,143,946	1,453,667,951,210	1,899,578,596,059

ANNEX 2: ON-LINE GRANT TRANSFERS TO THE LOCAL GOVERNMENTS

NO	INSTITUTION	GRANT
1	The Office of the Prime Minister	<ul style="list-style-type: none"> 1. The 3rd Northern Uganda Social Action Fund 2. Project for Restoration of Livelihoods in Northern Uganda 3. Uganda Multi-Sectoral Food Security & Nutrition Project 4. Development Response to Displacement Impacts Project 5. Micro-Projects Under Luwero Rwenzori Development Program
2	Ministry of Gender, Labour and Social Development	<ul style="list-style-type: none"> 1. Youth Livelihoods Program 2. Uganda Women Entrepreneurship Program 3. Social Assistance Grant for Empowerment
3	Ministry of Health	<ul style="list-style-type: none"> 1. Makerere School of Public Health 2. Avian Influenza Project 3. Neglected Tropical Diseases
4	Ministry of Education	<ul style="list-style-type: none"> 1. Support to PLE (UNEB) 2. Albertine Regional Sustainable Development Program
5	Ministry of Energy and Mineral Development	<ul style="list-style-type: none"> 1. Green Charcoal Project
6	Ministry of Trade, Industry and Cooperatives	<ul style="list-style-type: none"> 1. District Commercial Services Support Project



	7 Ministry of Agriculture, Animal Industry and Fisheries	1. Agriculture Technology and Agribusiness Advisory Services Project 2. Farm Income Enhancement and Forest Conservation Project 3. Vegetable Oil Development Project 4. Regional Pastoral Livelihoods Resilience Project 5. Support to Production Extension Services
	8 Ministry of Local Government	1. Community Agricultural Infrastructure Improvement Program
	9 Ministry of Water and Environment	1. Lake Victoria Environmental Management Project
	10 Uganda Road Fund	1. Uganda Road Fund
	11 Uganda Aids Commission	1. Uganda Aids Commission
	12 Uganda Wildlife Authority	1. Uganda Wildlife Authority
	13 National Medical Stores	1. National Medical Stores
	14 National Environment Management Authority	1. National Environment Management Authority
	15 Makerere University	1. Infectious Diseases Institute 2. Makerere University Walter Reed Project



PROJECT TRACKING MATRIX FOR FY 2018/19

No.	UN	Sector Name	Project Name	Cost of the Project (UGX)	Key recommendations/ Comments	DC Decision	Status of project
INFRASTRUCTURE SECTION							
1	IO1	ICT	National ICT Innovation Program	75bn	The concept was approved and sector should start on profiling stage	Approved	Profile stage
2	IO2		Development of an IT shared Platform - GovNet	1130bn	The profile was approved to the prefeasibility stage subject to inclusion of aspects of expansion of beneficiaries and expected impact on private industry players, resource analysis for current commitments towards ICT among others.	Approved	Prefeasibility stage
3	E01	Energy	Hoima Oil Refinery Proximity Development	21.535bn	The concept note was approved to profile stage	Approved	Profile stage
4	E02	Energy	Uganda Geothermal Energy Resources Development Project (Phase II)	UGX 662.035bn	Deferred till a completion report for project 1.199 is awaited.	Deferred	Concept Stage
	E03	Energy	NELSAF Substation Capacity Upgrade (Tororo Lugazi)	UGX. 334.320 Bn	The meeting resolved that the sector proceed to the profile stage.	Approved	Concept Stage
	E04	Energy	Hoima - Kinyara transmission line	US\$. 270.02 Bn	The meeting resolved that the Sector should revise the project concept and re-submit to the Secretariat for consideration.	Deferred	Concept Stage
	E05	Energy	Mbale Industrial Park	US\$. 73.4 Tn	The meeting resolved that the Sector should revise the project concept and re-submit to the Secretariat for consideration.	Deferred	Concept Stage
	E06	Energy	Mirama-Kikagali - Nshongezi Transmission Line	US\$. 138.8 Bn	The meeting resolved that the Sector should revise the project concept and re-submit to the Secretariat for consideration.	Deferred	Concept Stage
	E07	Energy	Bridging the demand -supply gap through accelerated rural electrification project	USD 223.21 Million	The Meeting resolved that the Sector should revise their project concept and re-submit to the Secretariat together with the project profile for consideration.	Deferred	Concept Stage
	E08	Energy	Uganda Rural Electricity Access Project	USD 100 Million	The Meeting resolved that the Sector should revise their project concept and re-submit to the Secretariat together with the project profile for consideration.	Deferred	Concept Stage
	E09	Energy	LPG Promotion, supplies and Infrastructure Intervention	UGX 715Bn	The Meeting resolved that the Sector should revise the project profile and re-submit to the Secretariat for consideration.	Deferred	Profile stage

PROJECT TRACKING MATRIX FOR FY 2018/19

No.	UIN	Sector Name	Project Name	Cost of the Project (UGX)	Key recommendations/ Comments	DC Decision	Status of project
5	L01	Lands, Housing and Urban Development	Establishment of a Mortgage Revolving Fund for Public Servants	UGX 32bn	The project was rejected because establishment of a fund does not necessitate a project.	Rejected	Concept Stage
6	L02	Lands, Housing and Urban Development	Urban Transport Transformation Project (UTTP)	444bn	Project concept was Deferred on account of lack of approval by the Sector Working Group.	Deferred	Concept Stage
7	L03	Lands, Housing and Urban Development	Comprehensive Inventory of Government Land	75bn	Concept note was rejected because the proposed interventions were highly recurrent in nature	Rejected	Concept Stage
8	L04	Lands, Housing and Urban Development	Design and Urban Solid Waste Management Improvement Program	133.94bn	Project concept was Deferred on account of lack of approval by the Sector Working Group.	Deferred	Concept Stage
9	L05	Lands, Housing and Urban Development	Construction of Economizing "Two Pour" Flush And Non-Sewered Sanitation Systems and Facilities for Renewable Energy Generation In Informal Settlements In The 9 Cities In Uganda	84.36bn	sector asked to revise the project name. Project concept was Deferred on account of lack of approval by the Sector Working Group.	Deferred	Concept Stage
10	L06	Lands, Housing and Urban Development	Housing Project for UPDF	UGX 2.461tn	The concept note was approved, however the Ministry should consult with the Ministry of Defense and Veteran affairs on who should house the project.	Approved	Profile stage
11	L07	Lands, Housing and Urban Development	Hoima Oil Refinery Proximity Development Master Plan	21.535bn	Concept note was rejected until there is demonstration that the project idea can be delivered under the sector's recurrent budget	Rejected	Concept Stage
12	L08	Lands, Housing and Urban Development	Uganda Support to Municipal Infrastructure Development II	1110bn	The Meeting resolved that the Sector should recast the pre-feasibility study and re-submit to the Secretariat together with the feasibility study for consideration.	Approved	Prefeasibility stage
13	L09	Lands, Housing and Urban Development	Uganda Support to Physical Planning, Land Tenure Security and Urban Infrastructure Development in Refugee Host Areas	167.177bn	Concept note was rejected because the proposed interventions were highly recurrent in nature	Rejected	Concept Stage

PROJECT TRACKING MATRIX FOR FY 2018/19

No.	UIN	Sector Name	Project Name	Cost of the Project (UGX)	Key recommendations/ Comments	DC Decision	Status of project
14	L10	Lands, Housing and Urban Development	Support to Earth Quake Disaster Victims Project	Not Started	The project concept was rejected. The outputs and interventions presented are recurrent in nature and can be handled under the recurrent budget. The sector should review and submit comprehensive Project Profile inline with the DC guidelines	Deferred	Concept Stage
15	L11	Lands, Housing and Urban Development	Support to Land Valuation Function in Uganda	UGX 48,95bn	The project concept was rejected. The outputs and interventions presented are recurrent in nature and can be handled under land administration and management budget. The sector should rescope and phase the project with the establishment of infrastructure corridor as a priority phase.	Deferred	Concept Stage
16	L12	Lands, Housing and Urban Development	Construction of Lands, Housing and Urban Development Sector House	UGX 81bn UGX 2.25bn secured	The concept was approved, subject to evidence of ownership of land. The sector should prepare a comprehensive Project Profile in line with the DC guidelines.	Approved	Profile stage
17	L13	Lands, Housing and Urban Development	New ECO-City Development Project		The meeting resolved that the Sector should revise the project concept and re-submit to the Secretariat for consideration.	Deferred	Concept Stage
17	T01	Trade, Tourism Industry and Cooperatives	Cement processing plant	UGX 825,965bn	The project was rejected and guidance given that the sector should work towards recapitalization of UDC to allow UDC to take its own investment decisions.	Rejected	Concept Stage
18	T02	Trade, Tourism Industry and Cooperatives	Construction of a Trade House	UGX 170bn	Concept granted conditional approval subject to clearance from the Office of the President approving construction of the office space and a cabinet directive on the same should be submitted.	Approved	Profile stage
19	T03	Trade, Tourism Industry and Cooperatives	Establishment of a Machining, Manufacturing And Industrial Skills Capacity Building (Vocational Training) Centre	UGX 129,7bn Funds secured UGX 101 bn, Funding Gap UGX 28,7bn	The concept was granted conditional approval subject to clarification on UIRI mandate in relation to industrial training and evidence of consultations with key stakeholders	Approved	Concept Stage
20	T04	Trade, Tourism Industry and Cooperatives	Food City Complex Project	UGX 832,5bn	The project was rejected and guidance given that the sector should work towards recapitalization of UDC TO allow UDC to take its own investment decisions.	Rejected	Concept Stage

PROJECT TRACKING MATRIX FOR FY 2018/19

No.	UIN	Sector Name	Project Name	Cost of the Project (UGX)	Key recommendations/ Comments	DC Decision	Status of project
21	T05	Trade, Tourism Industry and Cooperatives	Lake Katwe Salt Project	UGX 101.275bn	The project was rejected and guidance given that the sector should work towards recapitalization of UDC and allow UDC to take its own investment decisions.	Rejected	Concept Stage
22	T06	Trade, Tourism Industry and Cooperatives	Quality Infrastructure and Standards Programme (QUISP) II	UGX 51.5bn	The Project was Deferred until a project completion report/ midterm evaluation report for QUISP I is submitted as a basis for approval of phase II.	Deferred	Concept Stage
23	T07	Trade, Tourism Industry and Cooperatives	Rural Industrial Development Strategy (OVOP PROJECT PHASE III)	UGX 167.3bn	Conditional approval of project concept subject to availability of policy cover for the Government equipment distributed.	Approved	Concept Stage
24	T08	Trade, Tourism Industry and Cooperatives	Streamlining and Promoting Food Safety Standards In Uganda	UGX 72bn	Deferred to the next session of DC upon submission of Sector Working Group minutes discussing the project	Deferred	Concept Stage
25	T09	Trade, Tourism Industry and Cooperatives	Trade Capacity Enhancement Project III	UGX 72bn	Project Deferred until a project completion report for phase II of this Project is submitted.	Deferred	Concept Stage
26	T10	Trade, Tourism Industry and Cooperatives	CTC TEA Processing Project	Not Stated	Deferred to the next session of DC upon submission of Sector Working Group minutes approving the projects	Deferred	Concept Stage
27	T11	Trade, Tourism Industry and Cooperatives	Kira Motors Cooperation	147.63bn	Feasibility study report approved and sector advised to proceed to project proposal.	Approved	Proposal stage
28	T12	Trade, Tourism Industry and Cooperatives	Construction of Office Premises for Ministry Of Tourism Wildlife and Antiquities	UGX 50.52bn	Concept granted Conditional approval of the Project concept subject to clearance from the Office of the President.	Approved	Concept Stage
29	T13	Trade, Tourism Industry and Cooperatives	Developing Source of the Nile and Model Tourist Stop Overs At Kafu And Muko	UGX 10.38bn	The revised project profile was approved and the project scope updated	Approved	Profile stage
30	T14	Trade, Tourism Industry and Cooperatives	Development of Museums and Heritage Sites for Cultural Tourism and Promotion	UGX 20.86bn	The revised project profile was approved and the project scope updated	Approved	Profile stage
31	T15	Trade, Tourism Industry and Cooperatives	Enhancing Wildlife Capacity Research in Uganda	UGX 15.52bn	The project concept was approved, sector should submit a comprehensive project profile	Approved	Profile stage

PROJECT TRACKING MATRIX FOR FY 2018/19

No.	UN	Sector Name	Project Name	Cost of the Project (UGX)	Key recommendations/ Comments	DC Decision	Status of project
32	T16	Trade, Tourism Industry and Cooperatives	Mitigating Human Wildlife Conflict	50.78bn	the project will erect barriers against crop raiding animals, build local capacity to respond to problem animal and vermin, provide sustainable alternative livelihoods to communities adjacent to protected areas, and establish institutional capacity to respond to problem animals. The project concept was approved to proceed to project profile.	Deferred	Profile stage
33	T17	Trade, Tourism Industry and Cooperatives	Development Of An Essential Oil Sector In Uganda	16.750bn	The Project concept should be revised and resubmitted and the outputs should be refined.	Deferred	Concept Stage
34	T18	Trade, Tourism Industry and Cooperatives	Establishment Of A Mineral Beneficiation Center	UGX 10BN	The project was Deferred pending submission of evidence of consideration by the Sector Working Group.	Deferred	Concept Stage
35	T19	Trade, Tourism Industry and Cooperatives	Expansion Of Incubation Program Services And Commercialization Of Cottage Industries	16bn	The project was Deferred pending submission of evidence of consideration by the Sector Working Group.	Deferred	Concept Stage
36	T20	Trade, Tourism Industry and Cooperatives	Food Technologies, Packaging And Value Chain	UGX 18.3bn	The project was Deferred pending submission of evidence of consideration by the Sector Working Group.	Deferred	Concept Stage
37	T21	Trade, Tourism Industry and Cooperatives	Technology Transfer Development and Adaptation of High Priority Value Addition Technologies Especially For Post-Harvest Loss Management.	UGX 8bn	The project was Deferred pending submission of evidence of consideration by the Sector Working Group.	Deferred	Concept Stage
38	A01	Agriculture	improvement in nasari's and rwebitaba zaridi's infrastructure to enhance research for impact (unlocking the research potential of nasari through infrastructure improvement)	UGX 9bn	The project concept was Deferred because it need much revision before resubmission.	Deferred	Concept Stage

PROJECT TRACKING MATRIX FOR FY 2018/19

No.	UIN	Sector Name	Project Name	Cost of the Project (UGX)	Key recommendations/ Comments	DC Decision	Status of project
39	A02		Eastern and Central Africa Agriculture Transformation Project	370bn	In July, the concept note was Deferred pending clearance by the Sector Working group. In October, 2017 the concept was approved to profile stage subject to MAALF presenting the strategic fit/agenda of cassava as a center of excellence. upon submission of a completion report for phase 1 of the ECAATP, the sector was tasked to revise the concept to reflect the objectives in Uganda's context.	Approved	Profile stage
40	A03		National Oil Palm Program	814.5bn	The Project was approved to the feasibility stage subject to submission of; Environment and Social Impact Assessment (ESIA) Report, summarised status of land acquisition & RAP report, midterm review report for VODP II, the sector should clearly stipulate counterpart financing requirements.	Approved	Feasibility Stage
41	A04		Horticulture Industry Development in Uganda	444bn	The proposed donor project concept was found wanting and sector requested to make improvements on the justification, objectives and sustainability issues. The concept was Deferred pending revised submissions.	Deferred	Concept Stage
42	A05		Agriculture Value Chain Development Program (vachdep) proposal	UGX 277,834,500	The meeting considered the Project Concept and recommended that it's revised and resubmitted.	Deferred	Concept Stage
43	WT01		Multi National Lake Victoria Maritime Communication and Transport Project- Uganda Component	UGX 50bn	The sector was advised to further develop the concept and address problems highlighted (submission of financing agreement and project appraisal document) and provide a copy of the studies.	Approved	Concept Stage
44	WT02		Lake Victoria Transport Programme- SOP 1& 2	UGX 525bn	The sector should proceed and prepare a project profile subject to submission of the Financing Agreement, Project Appraisal Document and copy of the minutes of the meeting between the Heads of States	Approved	Profile stage

PROJECT TRACKING MATRIX FOR FY 2018/19

No.	UN	Sector Name	Project Name	Cost of the Project (UGX)	Key recommendations/ Comments	DC Decision	Status of project
45	WT03	Works and Transport	Strengthening Road Safety Management	UGX 50bn	The project concept should be refined further to a profile subject to improvement of outcomes, outputs and listing of capital nature activities	Approved	Profile stage
46	WT04	Works and Transport	Construction of Rural Small Bridges(RSB)	UGX 70bn	The project concept was approved, the sector should proceed to prepare a profile subject to refined outputs, outcomes and modification of the project name	Approved	Profile stage
47	WT05	Works and Transport	Construction of Ministry of Works and Transport Headquarters Building	UGX 85.5bn	The project concept was approved to proceed to a project profile	Approved	Profile stage
48	WT06	Works and Transport	Low Cost Sealing of District Roads	200bn	Project concept was Deferred on account of lack of approval by the Sector Working Group.	Deferred	Concept Stage
###	WT07		Road Authority offices	UGX 47bn	The project was approved to Profile stage subject to review of the project to include only rehabilitation of UNRA stations components and provision of signed Sector Working Group Minutes. The Sector was guided in reference to 2nd BCC FY 2018/19 to seek approval on construction of offices from the Office of the President to construct offices.	Approved	Profile stage
###	WT08	Works and Transport	Construction Equipment	UGX 68bn	The Project was approved to the profile stage subject to revisions of the concept to include: specification of equipment, corresponding values and a costed annualized workplan	Approved	Profile stage
###	WT09	Works and Transport	Construction of selected bridges on DUCAR network (UGX 70bn).	70bn	Project profile was Deferred on the grounds of absence of a sector policy on rehabilitation and construction of bridges on the DUCAR network.	Deferred	Profile stage
###	WT10	Works and Transport	Rehabilitation of Tororo-Pakwach Railway line phase 1	135.5bn	The sector was tasked to handle engagements with stakeholders to ensure a smooth implementation of the project. The meeting resolved that the sector should revise and re-submit their project profile with regards to the observations made by the secretariat.	Deferred	Profile stage
###	WT11	Works and Transport	Community Roads Improvement Project (UGX 120bn).	120bn	Project was Deferred due to lack of approval by the Sector Working Group.	Deferred	Concept Stage

PROJECT TRACKING MATRIX FOR FY 2018/19

No.	UN	Sector Name	Project Name	Cost of the Project (UGX)	Key recommendations/ Comments	DC Decision	Status of project
##	WT12	Works and Transport	Revival of the National Airline	252bn	In order to expedite the process, the Sector was tasked to combine all documents (profile, prefeasibility, and feasibility) and submit them to the secretariat for review.	Approved	Prefeasibility
##	WT13	Works and Transport	UNRA Capacity Building/Retooling Project	UGX 144bn	This is a retooling project for UNRA, the project profile was approved for a project code subject to revision of project components to exclude training and submission of an Asset Management Strategy	Approved	Pipeline stage
##	WT14	Works and Transport	Bus Rapid Transit for Greater Kampala Metropolitan Area.	UGX 1,547 Tn	The project was approved for a code subject to submission of all the requested documents, (studies report, concept and profile, financing agreement and project appraisal documents if being financed by a donor)	Approved	Pipeline stage
##	WT15	Works and Transport	Implementation of Force Account Program	UGX 230,735bn	The project concept was rejected because it was not found viable	Deferred	Concept Stage
PUBLIC ADMINISTRATION SECTION							
1	WE01	Water and Environment	South Western Cluster project	484bn	Improve the engineering designs and cost drivers	Approved	Pipeline stage
2	WE02	Water and Environment	100% water service coverage project (SCAP 100%)	214bn	NWSC should refine the feasibility study to cover a tariff study, undertake stakeholder consultations, submit a presentational directive, estimated cash flow including the subsidy element. Avail communications relating to the project.	Deferred	Feasibility Stage
3	WE03	Water and Environment	Enhancing Resilience of Communities to climate change	31.92bn	The concept was given conditional approval pending submission of documentation showing requirements/obligations of GoU. In the interim the sector was granted authority to prepare a comprehensive project profile	Approved	Profile stage
4	WE04	Water and Environment	Inner Murchison bay cleanup project	UGX 49.5bn	Conditional approval subject to demonstrating commitment to increase the sector allocations towards pollution control or seek additional funding for the same and Sharing copies of the pollution management strategy	Approved	Prefeasibility stage

PROJECT TRACKING MATRIX FOR FY 2018/19

No.	UIN	Sector Name	Project Name	Cost of the Project (UGX)	Key recommendations/ Comments	DC Decision	Status of project
5	WE06	Water and Environment	Irrigation schemes Development in Uuyama, Narnalu and Sipi	UGX 82.83M	Not presented for the DC but allocated financing	Not approved by Dc	Not presented for the DC but allocated financing
6	WE07	Water and Environment	Integrated Fisheries and Water Resources Management	UGX 5.63M	Not presented for the DC but allocated financing	Not approved by Dc	Not presented for the DC but allocated financing
7	WE08	Water and Environment	Water and Sanitation Sector Programme Support Phase 2	UGX 76.99M	Not presented for the DC but allocated financing	Not approved by Dc	Not presented for the DC but allocated financing
8	WE09	Water and Environment	Multi-Purpose Water use project for Kiruhura District	Ushs 223.24 Billion	not discussed by the Dc	Not approved by Dc	Concept Stage
9	WE10	Water and Environment	Water and sanitation Development Pa	UGX 179bn	The sector profile is Deferred pending implementation of the recommendations of the previous DC meeting	Deferred	Profile stage
10	WE11	Water and Environment	Water and sanitation Development Facility -South West (Phase II)	UGX 126bn	The profile is Deferred pending implementation of the DC recommendations of November, 2017	Deferred	Profile stage
11	WE12	Water and Environment	Water for production phase II	UGX 529.58Bn	Conditional approval to prefeasibility	Approved	Prefeasibility stage
12	WE13	Water and Environment	Kampala Water - Lake Victoria Water & Sanitation Project Re-scoping (KW-LVWATSAN Project Re-scoping)	780 billion	The project was Deferred subject to reviewing the prefeasibility study submission to include a comprehensive demand analysis beyond 2025.	Deferred	Prefeasibility stage
13	WE14	Water and Environment	Water Security Enhancement Innovations Industries	UGX 33.8 Bn	Not discussed by the DC	Not discussed by the DC	Not discussed by the DC
14	WE15	Water and Environment	Lake Victoria Environment Management project III	216bn	The sector should recast the project in line with the DC guidelines,	Deferred	Concept Stage
15	WE16	Water and Environment	Bulk Water Supply Scheme for Multipurpose Uses for Kikatsi - Sanga - Kanyaryeru in Kiruhura	258.5bn	Condition approval to profile stage subject to re scoping the project to suit it to undertake all wfp requirements in the District and to demonstrate that wfp regional centre - West does not undertake similar interventions in the Kiruhura District	Approved	Profile stage

PROJECT TRACKING MATRIX FOR FY 2018/19

No.	UIN	Sector Name	Project Name	Cost of the Project (UGX)	Key recommendations/ Comments	DC Decision	Status of project
16	WE17	Water and Environment	Upgrading, Expansion and Sustainability of Piped Water Supply and Sanitation	242bn	The project concept note was Deferred pending adjustments to the scope of the project	Deferred	Concept Stage
17	WE18	Water and Environment	Multipurpose Water for irrigation in Isingiro	166bn	The Sector was asked to improve the concept note before consideration could be made. The project was Deferred.	Deferred	Concept Stage
18	WE19	Water and Environment	LWATSAN Phase III project	858bn	The project concept note was Deferred pending submission of an improved concept note.	Deferred	Concept Stage
19	WE20	Water and Environment	National Wetlands Restoration Project	145.45bn	The project concept note needed recasting and as such, DC consideration was Deferred till revisions are made.	Deferred	Concept Stage
	WE21	Water and Environment	Strategic Towns Water Supply and Sanitation Project	Donor: UA 49.0m GOU: UA 5.4m	Project Concept was not discussed due to lack of Sector Working Group minutes	Not discussed by the DC	Concept Stage
	WE22	Water and Environment	Multipurpose Water Use Project in Hoima district.	\$ 355.571m	Project Concept was not discussed due to lack of Sector Working Group minutes	Not discussed by the DC	Concept Stage
	WE23	Water and Environment	Water and Sanitation Development Facility-North(WSDF-N)	GOU: 69.10bn DONOR:UGX 103.63bn	Project Concept was not discussed due to lack of Sector Working Group minutes	Not discussed by the DC	Concept Stage
	WE24	Water and Environment	Water and Sanitation Development Facility-Central(Phase II)	UGX 100bn	Project Concept was not discussed due to lack of Sector Working Group minutes	Not discussed by the DC	Concept Stage
	WE25	Water and Environment	Uganda Integrated Water Resources Management and Development Project	\$ 200m	Project Concept was not discussed due to lack of Sector Working Group minutes	Not discussed by the DC	Concept Stage
20	PO1	Public Sector Management	Integrated Intelligence Computer Systems Technologies (IICS)	28.9bn	The meeting recommended that the project is admitted under pipeline pending refinement of the outcomes to reflect the mandate of OPM; indicate the transition from UNCS& T to OPM; indicate a results framework that reflects the outcome indicators of OPM; the sector confirms source of funding	Approved	Pipeline

PROJECT TRACKING MATRIX FOR FY 2018/19

No.	UIN	Sector Name	Project Name	Cost of the Project (UGX)	Key recommendations/ Comments	DC Decision	Status of project
21	P02	Public Sector Management	Construction of Local Government Offices	103bn	The concept was Deferred till the sector refines the project concept to reflect outputs of construction, the scope and proposed works for both renovations and new offices; obtain clearance from office of the President.	Deferred	Concept Stage
22	P03	Public Sector Management	Roll out of Revenue Databases in all LGs	20bn	The concept was Deferred. Deferred for further conceptualisation and the Sector to explore synergies with MoFPED in regard to the implementation of the IFMS tiers in LGs.	Deferred	Concept Stage
23	P04	Public Sector Management	Reforming Public Service and Transformation Programme	263bn	The concept was Deferred and sector advised to submit a proposal for infrastructure development of the Civil Service College	Deferred	Concept Stage
24	P05	Public Sector Management	Development Initiative for Northern Uganda	527bn	The concept was rejected and the sector was advised to increase coverage of the existing projects; provide information on the impact of the current interventions in the North clearly identifying the shortfalls, which the new project is aiming to address. With the above, the committee recommended that the project idea be rejected	Rejected	Concept Stage
25	P06	Public Sector Management	Records and Information Management	47bn	The concept was approved and sector advised to start on profiling stage	Approved	Profile stage
26	P07	Public Sector Management	Construction of an Extension office block	20bn	the sector was advised to refer to the PS/ST's communication in the 2nd BCC where clearance had to be sought from the Office of the President before undertaking construction of new office accommodation.	Deferred	Profile stage
27	P08	Public Sector Management	Establishment of Civil Service college Phase II	UGX 81.1bn	approved to pre-feasibility stage subject to providing a revised profile in line with the DC guidelines.	Approved	Pre-feasibility Stage

PROJECT TRACKING MATRIX FOR FY 2018/19

No.	UN	Sector Name	Project Name	Cost of the Project (UGX)	Key recommendations/ Comments	DC Decision	Status of project
28	P09	Public Sector Management	Strengthening Institutional effectiveness of Government through Establishment of Service Uganda Centers	UGX 112.2bn	The concept was Deferred on the basis that the sector acquires Government commitment inform of a policy to provide services with this modality as well as the need to seek approval from the various stakeholders (MDAs) whose services are proposed to be provided under this project	Deferred	Concept Stage
29	P10	Public Sector Management	Local Economic Growth (LEGS) Support Project	47.8 million USD	The project was deferred due to lack of sector working group minutes	Deferred	Concept Stage
30	P11	Public Sector Management	Equipping the National Records centers and Archives	13bn	Project profile was approved	Approved	Prefeasibility
31	P12	Public Sector Management	Establishment of Service - Uganda - Centres	11.21bn	Project concept was Deferred on account of lack of evidence for Sector Working Group approval.	Deferred	Concept Stage
32	P13	Public Sector Management	Kampala Traffic alleviation Flyovers and Pedestrian Safety Bridges	288bn	Project concept was Deferred on account of lack of evidence for Sector Working Group approval.	Deferred	Concept Stage
33	P14	Public Sector Management	Kampala Urban Improvement Transport	664.5	Project concept was Deferred on account of lack of evidence for Sector Working Group approval.	Deferred	Concept Stage
	P15	Public Sector Management	Accelerated Regional Integration Project	\$10m	Not discussed by DC	Not discussed by DC	Concept Stage
34	SD01	Social Development	Statistical Strengthening Development Project (SSDP)	7.05BN	Project concept was rejected and the sector was advised to make statistics as an output within the programme of Planning and Policy in their PBS structure.	Rejected	Concept Stage
35	SD02	Social Development	Labour Productivity Enhancement and adherence to Labour standards Project	28.449 Billion	Project concept was rejected and the vote was advised to complement and strengthen the existing interventions.	Rejected	Concept Stage
36	SD03	Social Development	Equitable Access to Justice, Social Inclusion and Accountability for the Vulnerable Groups.	31.3 Billion	The project concept was Deferred because the Sector withdrew the submission subject to a new improved concept note	Deferred	Concept Stage
37	SD04	Social Development	Integrated Community Learning For Wealth Creation (ICOLEW)	620.8bn	The project was rejected because of highly recurrent interventions that did not merit a project modality.	Rejected	Rejected

PROJECT TRACKING MATRIX FOR FY 2018/19

No.	UN	Sector Name	Project Name	Cost of the Project (UGX)	Key recommendations/ Comments	DC Decision	Status of project
38	SD05	Social Development	Promotion of Creative Industry for Employment Opportunities	59.8bn	The concept was approved to proceed to profile stage on condition of visiting the legal frameworks of building theatres and music centres. The sector was advised to focus mainly on development interventions.	Approved	Profile stage
39	SD06	Social Development	Strengthening Disability Response Through Community Based Rehabilitation (CBRR&I)	59.9bn	The proposed intervention was rejected given the high recurrent nature of the intervention.	Rejected	Rejected
40	SD07	Social Development	Strengthening Awareness and Prevention of Child Abuse in Uganda	6.099bn	The proposed intervention was rejected given the high recurrent nature of the intervention.	Rejected	Rejected
41	SD08	Social Development	Readiness Support to Social Development Institutions (RESUSODI)	362.3 Billion	The concept was approved to proceed to the project profile stage. ii. The sector was advised to phase out the rehabilitation and construction of the institutions.	Approved	Profile stage
42	SD09	Social Development	Social Development project	UGX 49bn	The vote was advised to refine their project concept that focuses more on development interventions.	Deferred	concept stage
43	SD10	Social Development	Strengthening Social Risk Management and Gender-Based Violence Prevention and Response project	UGX 40Mn	No DC decision was made, as the sector had not submitted the project documents and did not show up for the DC meeting.	Not approved by Dc	financing negotiated
44	SD1	Security	Purchase of Communication Equipment	73 Billion	The project profile was rejected and sector advised to submit a revised retooling project incorporating this project's interventions.	Rejected	Profile stage
45	SD2	Security	Purchase of transport equipment	39 Billion	the project profile was rejected and sector advised to submit a revised retooling project incorporating this project's interventions.	Rejected	Profile stage

PROJECT TRACKING MATRIX FOR FY 2018/19

No.	UN	Sector Name	Project Name	Cost of the Project (UGX)	Key recommendations/ Comments	DC Decision	Status of project
46	S03	Security	Construction of Institute of Security and Intelligence studies	5.9 Billion	The vote was given a conditional approval to proceed to the pre-feasibility stage subject to providing an instrument that permits ISIS to operate as an education institution.	Approved	Pre feasibility stage
47	S04	Security	Construction of Kitanje Medical Centre	5 Billion	The vote was recommended to proceed to the prefeasibility stage subject to changing the goal and providing a directive or decision permitting ISO to provide exclusive medical care.	Approved	Pre-feasibility Stage
48	S05	Security	Construction of new ESO Headquarters along Hoima road	45.6 Billion	The vote was recommended to proceed to the pre-feasibility stage subject to improving the project goal.	Approved	Pre-feasibility Stage
49	S06	Security	Construction of ESO headquarters	27 Billion	The project was approved to the pre-feasibility stage subject to the DC recommendations.	Approved	Pre-feasibility Stage
50	S07	Security	Construction of ESO International Centre	100 Billion	The project was approved to the pre-feasibility stage subject to the DC recommendations.	Approved	Pre-feasibility Stage
51	S08	Security	Construction of 30,000 UPDF Housing Units	UGX 2,928.19	The project was approved to the pre-feasibility stage subject to the DC recommendations.	Approved	Pre-feasibility Stage
52	J01	JLOS	Revitalisation of Prison Industries	Ushs. 32.718bn	The project concept was approved to the profiling stage of the PIMS stages.	Approved	Profile stage
53	J02	JLOS	Establishment of irrigation farms	Ushs. 100,269bn	The project profile was approved subject to refined stakeholder analysis and engagement. The feasibility study is reviewed and a recommendation is established.	Approved	Feasibility Stage
54	J03	JLOS	Strengthening the capacity of national forensic DNA infrastructure in Uganda	Not Stated	The project idea was Deferred to allow the Sector make a refined submission	Deferred	Concept Stage
55	J04	JLOS	Establishment of Regional Registration Services Bureau	Ushs. 134.55 bn	Proceed to profiling stage and also take out the retrofitting components from the project proposal	Approved	Profile stage

PROJECT TRACKING MATRIX FOR FY 2018/19

No.	UIN	Sector Name	Project Name	Cost of the Project (UGX)	Key recommendations/ Comments	DC Decision	Status of project
56	J05	JLOS	Institutional Support to URSB	Ushs. 5.5bn	Prepare a profile study of the project and submit a rescope retooling project and grant a project code in the PIP of FY17/18.	Approved	Profile stage
57	J06	JLOS	Development and installation of irrigation systems at Rumi, Ibuga and Mubuku Prisons Farms	100.3bn	The feasibility study was Deferred	Deferred	Feasibility Stage
58	E01	Education Sector	Establishment of seed secondary schools and grant aiding Community/Private schools	Ushs. 744.14bn	The component of renovation of schools under the project should be incorporated under the rehabilitation & renovation project for other schools. The sector should also have an implementation framework. This done, the project should be redesigned into a full blown profile	Deferred	profile st
59	E02	Education Sector	Establishment of African Centers of Excellence II	Ushs. 84 bn	The project was Deferred and sent back to DC Subcommittee for due consideration	Deferred	Deferred
60	E03	Education Sector	Development of Higher Education Sector Staff Capacity	Ushs. 159.83bn	The project was rejected due to lack of evidence of consideration by the Sector Working Group.	Rejected	Rejected
61	E04	Education Sector	Support to the Regional Universities Forum for Capacity Building in Agriculture (RUFORUM)	UGX 3.7 bn	The project was rejected due to lack of evidence of consideration by the Sector Working Group.	Rejected	Rejected
62	E05	Education Sector	Establishment of a RESEARCH UNIVERSITY in Uganda	Ush. 185bn	The project was rejected due to lack of evidence of consideration by the Sector Working Group.	Rejected	Rejected

PROJECT TRACKING MATRIX FOR FY 2018/19

No.	UN	Sector Name	Project Name	Cost of the Project (UGX)	Key recommendations/ Comments	DC Decision	Status of project
63	E06	Education Sector	Establishment of Sustainable Energy and Environmental Studies Laboratories at Makerere University, Mbarara University of Science and Technology, Gulu University and Busitema University in Uganda	Ush. 96,250 bn	The project was rejected on grounds of unverifiable outputs, poor project scoping.	Rejected	Rejected
64	E07	Education Sector	OFID funded Vocational Project phase II	Ush. 603 bn	The project proposal was approved for inclusion in the PIP.	Approved	Pipeline
65	E08	Education Sector	SAUDI funded Vocational Education and Training Phase II	UGX 61,9465 Tn SFD UGX 56,315 Tn GOU UGX 5,635 Tn	The project concept was granted conditional approval to the profile stage, subject to provision of a status report qualifying the outstanding scope of work. In addition, the sector should provide a letter from the PS -Ministry of Education to ascertain, if this is a priority investment under their plan.	Approved	Profile stage
66	E09	Education Sector	IDB funded Technical & Vocational Education and Training Phase II	UGX 180,0435 Tn	The project was approved for inclusion in the PIP.	Approved	Pipeline
67	E10	Education Sector	Improvement of Muni National Teacher's College (to be funded by Belgian Technical cooperation (BTC))	BTC UGX 22.75 Tn, GOU	The project was Deferred and sent back to DC Subcommittee for due consideration	Deferred	Concept Stage

PROJECT TRACKING MATRIX FOR FY 2018/19

No.	UIN	Sector Name	Project Name	Cost of the Project (UGX)	Key recommendations/ Comments	DC Decision	Status of project
68	E11	Education Sector	Improvement of Secondary Teacher's Education Kabale and Mubende NTC's -BTC	UGX 29.6 Tn	The project was Deferred and sent back to DC Subcommittee for due consideration	Deferred	Concept Stage
69	E12	Education Sector	Improvement of Secondary Teachers' Education - Kaliro	BTC UGX 22.75 Tn, GOU	The project was Deferred and sent back to DC Subcommittee for due consideration	Deferred	Concept Stage
70	E13	Education Sector	Establishment of ICT Based Education at Makerere University (to be funded by China)	Ush. 74.91bn	The project concept note was rejected because it failed to draw clarity on the possibility of duplicating NITA-U's mandate, not even providing an MoU with NITA-U as had earlier been communicated, before the DC meetings.	Rejected	Concept Stage
71	E14	Education Sector	Retooling of the National Curriculum Development center	Ushs. 14.4bn	The profile was given conditional approval, subject to provision of an Asset Management Strategy; as well as a providing a revised profile.	Approved	Pre-feasibility Stage
72	E15	Education Sector	Retooling and Capacity Development for Ministry of Education and Sports	Ushs. 16.94 bn	The profile was given conditional approval, subject to provision of an asset management strategy; as well as a providing a revised profile.	Approved	Pre-feasibility Stage
73	E16	Education Sector	Establishing 1818 primary schools in parishes without primary schools	Ush. 1.6 tn	The concept idea was approved and sector allowed to proceed to the next stage of developing the project profile.	Approved	Profile stage
74	E17	Education Sector	Development of Secondary Education Phase II	Ush. 80.484 bn	The project idea was granted conditional approval, subject to provision of a status report, detailing the scope of schools that benefited under phase I	Approved	Profile stage
75	E18	Education Sector	Support to National Health and Department Institutions Phase II	Ush. 68.410 Billion	The project concept was granted conditional approval to the profile stage, subject to provision of a status report of Phase I, as well as improve the outputs.	Approved	Profile stage

PROJECT TRACKING MATRIX FOR FY 2018/19

No.	UN	Sector Name	Project Name	Cost of the Project (UGX)	Key recommendations/ Comments	DC Decision	Status of project
76	E19	Education Sector	Technical and Vocational Education and Training Support (TVETS) project PHASE III	UGX 45M	Phase II of this project is under implementation under code 1433. Documents for phase III had not been submitted even though financing had been negotiated but not yet approved by Parliament. DC could not make any decision on this account.	Not approved by DC	financing negotiated
77	E20	Education Sector	Harnessing the potential of out of school adolescents of young women to their business skills and entrepreneurship skills.	3.7bn	Project Deferred on account of lack of evidence of Sector Working Group approval.	Deferred	Concept Stage
78	E21	Education Sector	Provision of education services for South Sudan refugees	1401.8	The project concept note was rejected due to sector prioritisation concerns, among others.	Rejected	Rejected
79	E22	Education Sector	Establishment of seed Secondary schools in 387 sub-counties	609.99	The project concept note was approved subject to the submission of Sector Working Group minutes.	Approved	Profile stage
80	E23	Education Sector	Establishment of Primary schools in 6/8 parishes	395.4	The sector was advised to do a mapping exercise of the parishes.	Approved	Profile stage
	E24	Education Sector	Busitema University Expansion of Science, Technology and Innovation Infrastructure Development Project	45.7bn	Not discussed by DC	Not discussed by DC	Concept Stage
	E25	Education Sector	MUBS Retooling	10.321bn	Not discussed by DC	Not discussed by DC	Concept Stage
81	H01	Health Sector	Uganda Reproductive Maternal and Child Health Services Improvement Project	Usn. 475bn	The project was Deferred and sent back to DC Subcommittee for due consideration	Deferred	Concept Stage
82	H02	Health Sector	Rehabilitation of Staff Asbestos Houses and Purchase of Cold Chain, Institutional Support, Sample Collection Vehicles	Ushs. 20.06 bn	Improve the retooling project for UVRI, develop a profile for the rehabilitation project for consideration.	Deferred	Profile stage
83	H03	Health Sector	Institutional Support to UVRI	UGX 21.1Bn	The Uganda Virus Research Institute (UVRI) responded with a satisfactory project profile and an Asset Management Strategy on the advice of DC against the earlier proposed rehabilitation concept	Approved	Pre-feasibility Stage

PROJECT TRACKING MATRIX FOR FY 2018/19

No.	UIN	Sector Name	Project Name	Cost of the Project (UGX)	Key recommendations/ Comments	DC Decision	Status of project
84	H04	Health Sector	Institutional Support to National Referral Hospitals	Ushs. 50 bn for each Hospital	Each National referral Hospital should have an independent support project. Further retooling projects for Butabika and UCI should be developed and submitted to MoFPED.	Deferred	Concept Stage
85	H05	Health Sector	Uganda Heart Institute Infrastructure Development Project	Ushs. 221bn	The sector was requested to demonstrate how the project could be run as a Government Model, financial model and what factors to consider in the pricing.	Deferred	Prefeasibility stage
86	H06	Health Sector	Uganda Sanitation Fund Phase II	Ushs. 29.14bn	The project was Deferred and sent back to DC Subcommittee for due consideration	Deferred	Concept Stage
87	H07	Health Sector	Rehabilitation of Hospitals and Supply of Medical Equipment in Northern Region in Uganda	Ushs. 90bn	Due to the strategic nature and conditionalities of JICA financing, the project concept was approved and the vote proceeds to the profile stage.	Approved	Profile stage
88	H08	Health Sector	Private Health sector Support and Credit	Ush. 31bn	The concept was found unviable, Sector advised to initiate the idea along the PFMA 2015, on credit financing.	Rejected	Concept Stage
89	H09	Health Sector	District Infrastructure Support Programme Project	Ush. 54.489bn	Granted conditional approval to project profile subject to provision of the progress report, policy instruments and outstanding requirements as advised by the Secretariat to DC	Approved	Profile stage
90	H10	Health Sector	Institutional Support to Mulago	Ushs. 50 bn	Approved to the profiling stage, as a retooling project, subject to provision of asset management strategy, SWG approvals.	Approved	Profile stage
91	H11	Health Sector	GAVI Vaccines and Health Sector Development Plan Support	U.shs. 526 Bn	The vote refines the project proposal and provided conditional approval to the PIP subject to refining of project proposal	Approved	Pipeline
92	H12	Health Sector	Uganda Blood Transfusion Services	Ushs. 53.45 Bn	The concept was approved subject to refinement.	Approved	Profile stage

PROJECT TRACKING MATRIX FOR FY 2018/19

No.	UIN	Sector Name	Project Name	Cost of the Project (UGX)	Key recommendations/ Comments	DC Decision	Status of project
93	H13	Health Sector	Institutional Support to Regional Referral Hospitals.	Ushs. 50 bn for each Hospital	Each Regional Referral Hospital should have an independent support project, in line with DC guidelines.	Deferred	Concept Stage
94	H14	Health Sector	Institutional Capacity Building Phase II	Ushs. 12.26bn	The project concept was found to be highly recurrent in nature and did not warrant a project modality.	Rejected	Concept Stage
95	H15	Health Sector	Rehabilitation and Equipping of Regional Referral Hospitals (RRH)	Euros 45 m	Due to the strategic nature and conditionalities of JICA financing, the project concept was approved and the vote proceeds to the profile stage.	Approved	Profile Stage
##	H16	Health Sector	Procurement of specialized medical equipment for Regional Referral Hospitals under the Drive Initiative.	252.56bn	The project concept was rejected and the Sector advised to exploit the following options: Update the Ministry's retooling project profile to include a component of specialised equipment for Regional referral hospitals. Channel procurement of specialised medical equipment through existing retooling projects of Regional Referral Hospitals.	Rejected	Concept Stage
##	H17	Health Sector	Establishment of a Regional Cancer Centre at Gulu Referral Hospital	24.3bn	The meeting recommended the sector to proceed to the prefeasibility stage subject to addressing the gaps identified in the profile.	Approved	Pre-feasibility Stage
##	H18	Health Sector	Construction of 138 Health Centre IIIs and completion of a central ware house for National Medical Stores	344.1bn.	The meeting recommended the sector to proceed to the pre-feasibility stage.	Approved	Pre-feasibility Stage
##	H19	Health Sector	Italian Support to the HSDP Implementation: Karamoja Infrastructure support Project	43bn	the sector was advised to adhere to the stages of project cycle as enshrined in the PIMS framework.	Rejected	Rejected

PROJECT TRACKING MATRIX FOR FY 2018/19

No.	Sector Name	Project Name	Cost of the Project (UGX)	Key recommendations/ Comments	DC Decision	Status of project
## H20	Health Sector	Establishing a Financial Mechanism for strategic Purchasing of Health Services in Uganda	33bn	The Development Committee did not find merit for the intervention being implemented as a project modality	Rejected	Rejected
### AC01	Accountability Sector	Development of Head Office Building for Inspectorate of Government (IG)	Ush. 100.7 Billion	The concept was approved, the vote was advised to proceed to the pre-feasibility study as well as mobilise resources with in the accountability sector.	Approved	Pipeline Stage
### AC02	Accountability Sector	Development of Work Spaces in Kampala Industrial and Business Park	32.93bn	Concept note was rejected, sector requested to rescope the existing project of development of industrial parks to include proposed project idea and submit an updated profile	Rejected	Concept Stage
### AC03	Accountability Sector	Justice and Accountability reform - support to Accountability	154bn	Concept note was rejected because the proposed financing was a Grant and as such off budget in nature.	Rejected	Concept Stage
### AC04	Accountability Sector			The sector was tasked to write to formally notify the PS/ST of the change in project name from FINMAP IV. The sector advised to clearly highlight the interventions/outputs as well as submit a revised profile showing a result matrix. The Sector was tasked to submit both the revised profile and pre-feasibility study report	Approved	Profile stage
### PA01	Public Administration	Capacity enhancement for financial management (CEPMA)	370bn	The meeting did not find a way the project was interfacing with the PIP as a traditional project.		
	Public Administration	Acquisition , ownership and management of office Accommodation for government	Shs. 3.9 trillion	The sector was advised to seek the technical guidance of the PPP Unit since the Unit has the expertise and the mandate to handle projects of this stature.	Deferred	Pre-feasibility Stage
### PA02	Public Administration	Strengthening office of the President	UGX 52.2229 billion	The project was Deferred subject to revision of the profile to include an asset Management Strategy before being granted a code	Deferred	Profile stage

PROJECT TRACKING MATRIX FOR FY 2018/19

No.	UIN	Sector Name	Project Name	Cost of the Project (UGX)	Key recommendations/ Comments	DC Decision	Status of project
###	PA03	Public Administration	Construction of RDC offices	83.2bn	The sector was advised to establish how much land was in the ownership of the president since this would affect the project scope. The sector should undertake a needs assessment of office space by RDCS, the concept was Deferred in order for the sector to include the above issues	Deferred	C oncept stage



ANNEX 5

PROJECTS THAT EXITED THE PUBLIC INVESTMENT PLAN FINANCIAL YEAR 2017/18

SECTOR	Vote Code	Sector Code	Project Code	Project Name	Start date	Finish date	GoU Budget FY 2017/18		
AGRICULTURE	010	01	0104	Support for Tea Cocoa Seedlings	1-Jul-04	30-Jun-18	1.47		
				SUBTOTAL AGRICULTURE SECTOR			1.47		
	113	04	1044	Design Ishaka-Kagamba (35km)	6-Feb-12	31-Dec-17	6.00		
	113	04	1105	Road Sector Institu. Capacity Dev. Proj.	31-Oct-11	31-Jan-18	58.10		
WORKS AND TRANSPORT	016	04	1051	New Ferry to replace Kabalega - Opening Southern R	1-Jul-08	30-Jun-18	0.12		
	016	04	1372	Capacity Enhancement of KCCA in Management of Traffic	1-Jul-13	30-Jun-18	-		
	016	04	1321	Earth Moving Equipment Japan	1-Jul-15	30-Jun-18	3.13		
				SUBTOTAL WORKS&TRANSPORT SECTOR			67.35		
TRADE, TOURISM AND INDUSTRY	015	06	1250	Support to Innovation - EV Car Project	1-Jul-12	30-Jun-18	10.00		
				SUBTOTAL TRADE, TOURISM & INDUSTRY			10.00		
EDUCATION	013	07	0897	Development of Secondary Education (0897)	1-Jul-05	30-Jun-18	10.54		
	111	07	1057	Busitema University Infrastructure Dev't	1-Jul-08	30-Jun-18	0.82		
				SUBTOTAL EDUCATION SECTOR			11.36		
WATER AND ENVIRONMENT	019	09	0137	Lake Victoria Environ Mgt Project	25-Jan-10	30-Jun-18	0.42		
	019	09	1021	Mapping of Ground Water Resources in Uganda	1-Jul-08	30-Jun-18	0.14		
	019	09	1102	Climate Change Project	15-Jul-08	30-Jun-18	1.20		
				SUBTOTAL WATER & ENVIRONMENT SECTOR			1.76		
PUBLIC SECTOR MANAGEMENT	011	13	1236	Community Agric & Infrastructure Improvement Project (CAIIP) III	23-Feb-12	30-Jun-18	2.50		
				SUBTOTAL PUBLIC SECTOR MANAGEMENT			2.50		

ANNEX 5

PROJECTS THAT EXITED THE PUBLIC INVESTMENT PLAN FINANCIAL YEAR 2017/18									
SECTOR	Vote Code	Sector Code	Project Code	Project Name	Start date	Finish date	GoU Budget FY 2017/18		
ACCOUNTABILITY	008	14	0997	Support to Microfinance	1-Jul-09	30-Jun-18	2.49		
	008	14	1211	Belgo-Ugandan study ans Consultancy Fund	1-Jul-02	30-Jun-18	0.33		
	008	14	1080	Support to Macroeconomic Management	1-Jul-09	30-Jun-18	2.71		
	008	14	1305	U growth DANIDA programme	1-Jul-14	30-Jun-18	0.58		
				SUBTOTAL ACCOUNTABILITY			6.12		
PUBLIC ADMINISTRATION	001	16	0001	Construction of GoU offices	1-Jul-96	30-Jun-18	1.00		
								SUBTOTAL	1.00
				GRAND TOTAL			101.55		