

Telephone: 256 41 4707 000
: 256 41 4232 095
Fax : 256 41 4230 163
: 256 41 4343 023
: 256 41 4341 286
Email : finance@finance.go.ug
Website : www.finance.go.ug



THE REPUBLIC OF UGANDA

Ministry of Finance,
Planning & Economic
Development
Plot 2-12, Apollo
Kaggwa Road
P.O. Box 8147
Kampala
Uganda

In any correspondence on
this subject please quote No **BPD 46/179/01**

20th April 2017

See Distribution List

**DETAILED ALLOCATION OF QUARTER FOUR FY 2016/17 EXPENDITURE LIMITS
FOR UPE AND USE/UPOLET RECCURENT GRANTS FOR LOCAL GOVERNMENTS**

Reference is made to our letter ref: BPD 86/268/01 dated 11th April 2017 communicating the detailed allocation of quarter four FY 2016/17 expenditure limits for wage, Pension, Gratuity, and other Non-Wage and development grants to Local Governments. Further reference is made to the letter by the Hon. Minister of Finance, Planning and Economic Development authorising a Technical supplementary on UPE and USE/UPOLET capitation grants for Local Governments for Quarter 4 FY2016/17 (**copy attached**).

As indicated under para 4(ii) of the release circular, the releases for UPE and USE/UPOLET grants to your local governments could not be effected at the time awaiting a technical supplementary which has now been approved. As earlier communicated in my circulars, the releases for this quarter will be effected on the IFMS by you. Accordingly, a team from my Ministry is currently in the different IFMS centres, solely to provide technical support to your Local governments as you warrant for the quarter.

The total amount of funds released under this circular amount to **Ushs 10,416,906,252** broken down as follows;

Ushs 3,233,062,474 for UPE details under (**Annex 1**), and;
Ushs 7,183,843,778 for USE/ UPOLET details under (**Annex 2**).

The purpose of this letter therefore, is to;

- i. Communicate expenditure limits for the local governments for UPE and USE/UPOLET capitation grants for Local Governments for quarter 4 FY 2016/17, and;

Mission

"To formulate sound economic policies, maximize revenue mobilization, ensure efficient allocation and accountability for public resources so as to achieve the most rapid and sustainable economic growth and development"

- ii. Request you to immediately warrant funds to the institutional accounts, as per detailed breakdown attached.

Patrick Ocailap


For: PERMANENT SECRETARY/SECRETARY TO THE TREASURY

Cc: The Permanent Secretary, Ministry of Education and Sports
The Permanent Secretary, Ministry of Local Government

Mission

"To formulate sound economic policies, maximize revenue mobilization, ensure efficient allocation and accountability for public resources so as to achieve the most rapid and sustainable economic growth and development"

Distribution List

No.	Title	Local Government
1	The Accounting Officer	Buikwe District
2	The Accounting Officer	Ibanda District
3	The Accounting Officer	Ibanda Municipal Council
4	The Accounting Officer	Kagadi District
5	The Accounting Officer	Kakumiro District
6	The Accounting Officer	Kamuli Municipal Council
7	The Accounting Officer	Kapchorwa District
8	The Accounting Officer	Kapchorwa Municipal Council
9	The Accounting Officer	Kibale District
10	The Accounting Officer	Kira Municipal Council
11	The Accounting Officer	Kisoro District
12	The Accounting Officer	Kisoro Municipal Council
13	The Accounting Officer	Kitgum District
14	The Accounting Officer	Kitgum Municipal Council
15	The Accounting Officer	Koboko District
16	The Accounting Officer	Koboko Municipal Council
17	The Accounting Officer	Kotido District
18	The Accounting Officer	Kotido Municipal Council
19	The Accounting Officer	Kumi District
20	The Accounting Officer	Kumi Municipal Council
21	The Accounting Officer	Makindye-Ssabagabo Municipal Council
22	The Accounting Officer	Mityana District
23	The Accounting Officer	Mityana Municipal Council
24	The Accounting Officer	Mubende District
25	The Accounting Officer	Mubende Municipal Council
26	The Accounting Officer	Nansana Municipal Council
27	The Accounting Officer	Nebbi District
28	The Accounting Officer	Nebbi Municipal Council
29	The Accounting Officer	Njeru Municipal Council
30	The Accounting Officer	Sheema District
31	The Accounting Officer	Sheema Municipal Council
32	The Accounting Officer	Wakiso District

Mission

"To formulate sound economic policies, maximize revenue mobilization, ensure efficient allocation and accountability for public resources so as to achieve the most rapid and sustainable economic growth and development"

ANNEX 1: RELEASE ADVICE FOR UPE BY LG FOR QUARTER FOUR FY 2016/17

S/No	Vote Code	Vote Name	Total Annual Budget Derived	Adjusted Annual budget FY 2016/17	Quarter one Release	Quarter 3 Release	Quarter 4 Release	% Perf.
1	520	Kapchorwa District	174,668,910	170,308,688	46,041,699	56,769,563	61,248,176	96%
2	524	Kibaale District	224,671,876	211,593,490	61,905,712	70,531,163	71,827,898	97%
3	526	Kisoro District	731,435,380	688,294,316	161,599,800	229,431,439	269,740,971	96%
4	527	Kitgum District	368,087,380	348,288,494	114,215,412	116,096,165	107,054,023	97%
5	528	Kotido District	80,473,989	63,193,648	25,961,706	21,064,549	14,670,534	98%
6	529	Kumi District	591,997,915	584,601,640	150,954,123	194,867,213	216,672,825	96%
7	541	Mubende District	900,122,790	879,351,429	268,527,415	293,117,143	288,291,976	97%
8	545	Nebbi District	1,022,041,930	922,851,771	303,249,614	307,617,257	283,099,773	97%
9	555	Wakiso District	752,252,647	784,937,196	202,007,385	261,645,732	291,537,987	96%
10	558	Ibanda District	386,675,267	347,513,414	109,812,690	115,837,805	110,580,239	97%
11	563	Koboko District	400,607,196	341,382,443	62,354,229	113,794,148	149,935,868	96%
12	568	Mityana District	428,086,488	402,121,322	112,760,397	134,040,441	140,940,135	96%
13	582	Bukwe District	308,938,541	298,167,480	85,907,012	99,389,160	102,421,116	96%
14	609	Sheema District	321,349,032	348,593,728	85,401,620	116,197,909	133,384,739	96%
15	613	Kagadi District	642,383,135	641,425,964	160,612,648	213,808,655	242,284,031	96%
16	614	Kakumiro District	437,542,218	451,651,241	137,807,891	150,550,414	148,174,458	97%
17	779	Nansana Municipal Council	189,377,016	190,561,585	53,095,149	63,520,528	67,099,625	96%
18	780	Makindye-Ssabagabo Municipi	83,428,625	97,649,237	27,207,482	32,549,746	34,383,778	96%
19	781	Kira Municipal Council	125,215,250	140,454,541	39,134,093	46,818,180	49,456,174	96%
20	782	Kisoro Municipal Council	17,815,394	17,337,413	5,803,962	5,779,138	5,221,550	97%
21	783	Mityana Municipal Council	134,779,336	127,550,601	35,766,958	42,516,867	44,705,411	96%
22	784	Kitgum Municipal Council	174,707,083	177,761,516	35,863,285	59,253,839	74,992,760	96%
23	785	Koboko Municipal Council	132,090,053	125,608,620	50,001,634	41,869,540	30,613,864	98%
24	786	Mubende Municipal Council	106,772,464	106,414,582	19,137,082	35,471,527	47,009,516	95%
25	787	Kumi Municipal Council	91,919,775	89,329,933	31,356,848	29,776,644	25,585,873	97%
26	789	Kamuli Municipal Council	120,845,937	111,741,802	39,568,666	37,247,267	31,692,257	97%
27	790	Kapchorwa Municipal Council	76,421,300	72,539,234	24,822,159	24,179,745	21,358,126	97%
28	791	Ibanda Municipal Council	140,167,191	125,947,969	40,315,488	41,982,656	39,608,505	97%
29	792	Njeru Municipal Council	202,703,631	204,408,515	34,833,292	68,136,172	92,047,316	95%
30	794	Nebbi Municipal Council	77,301,982	70,908,581	26,331,898	23,636,194	19,001,714	97%
31	796	Sheema Municipal Council	149,663,910	153,021,066	40,222,135	51,007,022	56,070,905	96%
32	797	Kotido Municipal Council	54,983,450	46,731,173	5,147,791	15,577,058	23,598,529	95%
		TOTAL	9,474,858,181	9,171,933,942	2,551,685,575	3,057,311,314	3,233,062,474	

100.

100

ANNEX 2: RELEASE ADVICE FOR USE/UPOLET BY LG FOR QUARTER FOUR FY 2016/17

S/N	Vote	Local Government	Adjusted Annual budget FY 2016/17	Q1 release	Q3 release	Q4 release	% Perf
1	520	Kapchorwa District	319,752,828	89,950,757	106,584,276	111,809,674	96.4%
2	524	Kibaale District	423,605,865	143,322,450	141,201,955	126,204,601	97.0%
3	526	Kisoro District	772,730,014	191,480,314	257,576,671	293,705,757	96.1%
4	527	Kitgum District	236,354,144	73,386,078	78,784,715	76,389,235	96.7%
5	528	Kotido District	45,676,671	6,747,155	15,225,557	21,509,327	95.2%
6	529	Kumi District	513,915,814	159,272,546	171,305,271	166,363,646	96.7%
7	541	Mubende District	1,624,842,264	562,076,732	541,614,088	472,900,631	97.0%
8	545	Nebbi District	825,976,580	269,002,242	275,325,527	255,572,352	96.8%
9	555	Wakiso District	2,826,733,041	735,166,341	942,244,347	1,042,912,326	96.2%
10	558	Ibando District	546,202,941	173,214,455	182,067,647	173,244,430	96.8%
11	563	Koboko District	475,752,213	91,258,182	158,584,071	204,994,083	95.6%
12	568	Mityana District	797,761,996	257,562,094	265,920,665	248,885,089	96.8%
13	582	Buikwe District	718,173,964	223,488,744	239,391,321	231,657,509	96.7%
14	609	Sheema District	1,050,235,065	300,934,743	350,078,355	362,259,995	96.5%
15	613	Kagadi District	1,045,898,724	234,952,167	348,632,908	419,510,333	95.9%
16	614	Kakumiro District	411,720,389	139,301,128	137,240,130	122,663,570	97.0%
17	779	Nansana Municipal Council	780,984,338	263,985,595	260,328,113	232,906,776	97.0%
18	780	Makindye-Ssabagabo Municipal Council	496,243,118	167,738,364	165,414,373	147,990,657	97.0%
19	781	Kira Municipal Council	296,550,526	100,238,972	98,850,175	88,437,916	97.0%
20	782	Kisoro Municipal Council	54,120,991	15,517,152	18,040,330	18,659,636	96.5%
21	783	Mityana Municipal Council	706,455,995	127,400,146	235,485,332	311,761,036	95.5%
22	784	Kitgum Municipal Council	1,560,660,862	131,112,688	520,220,287	825,137,751	94.6%
23	785	Koboko Municipal Council	178,085,801	60,705,255	59,361,934	52,646,959	97.0%
24	786	Mubende Municipal Council	655,472,743	51,776,313	218,490,914	349,541,257	94.6%
25	787	Kumi Municipal Council	196,235,183	65,576,605	65,411,728	59,205,970	96.9%
26	789	Kamuli Municipal Council	385,408,968	124,678,271	128,469,656	120,015,650	96.8%
27	790	Kapchorwa Municipal Council	252,992,166	71,170,088	84,330,722	88,465,118	96.4%
28	791	Ibando Municipal Council	205,078,066	68,867,094	68,359,355	61,569,574	96.9%
29	792	Njeru Municipal Council	518,807,941	108,826,510	172,935,980	215,098,594	95.8%
30	794	Nebbi Municipal Council	110,668,423	28,348,263	36,889,474	41,224,485	96.2%
31	796	Sheema Municipal Council	420,220,915	148,100,706	140,073,638	119,821,037	97.1%
32	797	Kotido Municipal Council	226,033,327	17,586,849	75,344,419	120,778,802	94.5%
		TOTAL	19,679,351,876	5,202,744,995	6,559,783,936	7,183,843,778	

Signature

Signature

Telephone: 256 41 4707 000
: 256 41 4232 095
Fax : 256 41 4230 163
: 256 41 4343 023
: 256 41 4341 286
Email : finance@finance.go.ug
Website : www.finance.go.ug



THE REPUBLIC OF UGANDA

Ministry of Finance, Planning &
Economic Development
Plot 2-12, Apollo Kaggwa Road
P.O. Box 8147
Kampala
Uganda

In any correspondence on
this subject please quote No. BPD 86/268/01

11th April 2017

All Local Government Accounting Officers

DETAILED ALLOCATION OF QUARTER FOUR (Q4) FY 2016/17 EXPENDITURE LIMITS FOR WAGE, PENSION, GRATUITY, OTHER NON WAGE AND DEVELOPMENT GRANTS FOR LOCAL GOVERNMENTS

1. Reference is made to my letter MET.50/268/01 dated 5th April 2017 communicating the Fourth Quarter Expenditure Limits for the FY 2016/17;
2. The Local Government expenditure limits were based on annual and quarterly work plans and cash flow projections submitted under the approved budget estimates for FY 2016/17 for individual Local Governments and confirmed by the responsible Sector Ministries and Agencies;
3. **There will be no release for the Development grants in this quarter since the entire development budget (100%) was released in January 2017 for the other sector grants and February 2017 for the grants under Education and Health sectors (Under Q3 Release FY 2016/17). The only release for Development grants considered under this schedule amounting to UShs. 1,047,384,310 has been effected under the Health Transitional Development Grant to cover budget shortfalls for the 30 beneficiary Local Governments for the Sanitation and Health Grant for promotion of Sanitation and Hygiene.**
4. The underlying assumptions for the fourth quarter (Q4) release FY 2016/17, for the different categories are as follows:

Education

- i). In line with the Government Policy of releasing funds to schools at least two weeks to the start of the term (in this case Term 2 due in the third week of May 2017), we have released the Non-Wage Recurrent Conditional Grant to Education Institutions including funds for Inspection to all Local Governments except to the 32 Local Governments for whom a technical supplementary for their UPE and USE/UPOLET grants is yet to be resolved;
- ii). The release for the 32 Local Governments will be effected under a separate schedule once the issue of the Technical Supplementary for the UPE and USE/UPOLET grants is resolved; and
- iii). The release was based on the level of the budget balance for the grant but adjusted to fit within the the fourth quarter FY 2016/17 expenditure limit provision (32%).

Mission

"To formulate sound economic policies, maximize revenue mobilization, ensure efficient allocation and accountability for public resources so as to achieve the most rapid and sustainable economic growth and development"

Health

- i). The release of funds for the Non –Wage Recurrent grants under the Health Sector for the fourth quarter (Q4) FY 2016/17 was maintained at the level of the amount released in the third quarter but adjusted to fit within the fourth quarter expenditure limit provision for the grant.
- ii). **Accordingly, the funds transferred directly to the respective Health Facilities and to the General Fund Account by Vote will be effected up to the levels of the third quarter release as advised by the Ministry of Health as per our letter Ref: BPD 45/179/01 dated 23rd March 2017 (copy attached) but adjusted to fit within the Q4 expenditure limit provision.**
- iii). The release projections exclude 55 Health Facilities pending the conclusion of investigations regarding those facilities that were not eligible to receive the PHC NGO Grant as advised by the Ministry of Health (**details are attached as Annex 6**). As such those facilities will not receive funds for this quarter until the Ministry of Health has lifted the suspension upon conclusion of their investigations in time for the release before the end of the financial year.
- iv). We have included the release of UShs. 257,507,600 over and above the expenditure limit provision for the fourth quarter (Q4) to cater for the supplementary funding for six doctors at Bwindi Community Hospital in Kanungu District.

Wages and Salaries


The Q4 Expenditure Limits of Ushs 335,147,564,799/= have been issued based on the approved budget balances and any communicated shortfall issued through supplementary.

Pensions and Gratuity

- i). The expenditure limits for Pensions were adjusted to take into account additional Q3 limits issued to votes to cover shortfalls for monthly pensions;
- ii). The amount issued under this circular for Gratuity is **Ushs 14,719,997,409/=** which was also based on the total expenditure limits issued in Q3.
- iii). It has come to my attention that some Accounting Officers are using the current provision for Pension and Gratuity funds to pay off Pension and Gratuity arrears accumulated before decentralisation. **You are strongly advised to stop the practice forthwith.**

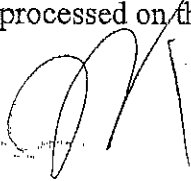
Pension and Gratuity Arrears

- i). All funds approved for Pension and Gratuity arrears in the budget for FY 2016/17 were released entirely to the respective votes in quarter one (Q1) based on the verified list submitted by Accounting Officers;



- ii). Some votes had their expenditure limits withheld either due to non-verification of pensioners or failure to account for part of the funds released in Q1. Additional Expenditure limits have been issued to all the votes that complied (**Annex 2**). A schedule of pensioners to be paid is attached as **Annex 5**;
 - iii). **Accounting Officers for Votes that have been issued with additional expenditure limits are cautioned to ensure that only claimants whose names have been sent out and verified amounts indicated on the attached schedule are paid using the funds released. Expenditure reports for the same should be provided to this Ministry by 16th June, 2017;**
 - iv). Accounting Officers are reminded to ensure that all pension and gratuity arrears funds released are paid up to zero balance for as long as there are verified claimants that my Ministry has sent out on the schedule. **You should also ensure that no double payments are made as the claimant's names in the schedule referred to above have been sent to you previously;** and
 - v). Accounting Officers who have not yet provided expenditure reports of pensioners who were paid from funds released in Q1, Q2 and Q3 are reminded to do so by 16th June, 2017.
5. As you are aware, the funds for Ex-Gratia and Councillors Allowances for Elected Political Leaders ~~were consolidated into the Unconditional Grant budget for FY 2016/17~~. Accordingly, part of the funds released in this quarter under the Unconditional grant should be utilized for payment of monthly allowances to the respective beneficiaries as follows:
- a). The District and Municipal Councillors each at **UShs. 250,000;**
 - b). The Municipal Speakers and District Deputy Speakers each at **Ushs. 400,000;**
 - c). The Municipal Deputy Speakers each at **Ushs. 300,000;** and
 - d). The District and Municipal LC I and LC II Chairpersons each at **UShs. 120,000.**
6. Given that the release for the Unconditional Grant was made at **24% of the budget provision this quarter and 25% for each of the last three quarters of this financial year**, you should ensure that funds for payment of Ex-Gratia for LCI and LCII Chairpersons have been kept intact and the beneficiaries paid in this quarter.
7. Gratuity for the eligible Local Government Executive Committee members, Chairpersons of District Service Commissions as well as the LCIII Chairpersons should be paid as part of their salary for the month of May 2017.
8. It should be noted that whereas the funds are remitted directly to the service delivery units, you will be responsible for effective utilization, submission of quarterly performance progress reports and accountability of the funds;

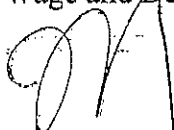
Processing of Releases under IFMS

9. Effective FY 2016/17 as per our policy guidance, all releases including those hitherto under the legacy system will be processed on the IFMS;
- 

10. As you may recall, in the third quarter following the training and support provided at seven (7) IFMS Regional Centres of Gulu, Masaka, Bushenyi, Morarara, Arua, Mbale and Jinja, you were able to input your warrants and prepare invoices for direct transfers on the IFMS.
11. Given the challenges faced in the third quarter following the above training and in order to ensure that similar problems do not re-occur, this Ministry has arranged further technical support to take place from 18th to 27th April 2017 at the same seven (7) IFMS Regional Centres just like it was done in the third quarter. You will utilize the support to input your warrants and prepare invoices for direct transfers on the IFMS.
12. **Therefore, the releases for this quarter will be effected by you on the IFMS real time during the above technical support. On invoicing on the system, the Accounting Officers will also enter details for Direct Transfers to Sub-Counties, Town Councils, as per the Ms. Excel spreadsheet (indicated in Table 2 attached) showing the Name of the Institution and Amounts to be paid.**
13. Also attached as Table 3 is a schedule indicating the share of the Non-Wage Recurrent Expenditure Limits transferred to the General Fund Account and Direct Transfers for your information and use.
14. The total funds released under this circular to the Districts and Municipalities amounts to **US\$478,459,080,735/= (Uganda Shillings: Four Hundred Seventy Eight Billion Four Hundred Fifty Nine Million Eighty Thousand Seven Hundred Thirty Five Only)**. The funds will be remitted to Local Governments as follows:

i).	Wage	US\$335,147,564,799/=;
	<i>o/w District Unconditional Grant</i>	<i>US\$31,521,227,664</i>
	<i>o/w Urban Unconditional Grant</i>	<i>US\$8,587,086,377</i>
	<i>o/w Sector Conditional Grant – Agriculture</i>	<i>US\$7,569,990,065</i>
	<i>o/w Sector Conditional Grant – Health</i>	<i>US\$54,837,342,565</i>
	<i>o/w Sector Conditional Grant – Education</i>	<i>US\$232,631,918,127</i>
ii).	Pension	US\$22,477,769,287/=;
iii).	Gratuity	US\$14,719,997,409/=;
iv).	Pension and Gratuity Arrears	US\$1,422,835,610/=;
v).	Non-Wage	US\$103,643,529,319/=;
	<i>o/w District Unconditional Grant</i>	<i>US\$19,403,750,000</i>
	<i>o/w Urban Unconditional Grant</i>	<i>US\$6,662,031,631</i>
	<i>o/w Sector Conditional Grant – Agriculture</i>	<i>US\$1,568,500,189</i>
	<i>o/w Sector Conditional Grant – Education</i>	<i>US\$61,527,457,316</i>
	<i>o/w Sector Conditional Grant – Health</i>	<i>US\$10,820,690,184</i>
	<i>o/w Sector Conditional Grant – Water & Envn't</i>	<i>US\$1,947,500,000</i>
	<i>Sector Conditional Grant – Social Development</i>	<i>US\$1,713,600,000</i>
vi).	Development	US\$1,047,384,310/=
	<i>o/w Sanitation and Health Grant</i>	<i>US\$1,047,384,310</i>
	TOTAL	US\$478,459,080,735/=

15. The purpose of this letter therefore is to communicate the detailed breakdown of the Q3 expenditure limits for Local Governments for Wage, Pension and Gratuity, Pension/Gratuity Arrears other Non-Wage and Development (attached as Table 1) and



Direct Transfers to Lower Local Governments (*Town Councils and Sub-counties*) for Unconditional Grant and Discretionary Development Equalization Grant (**details are attached in Table 2**) in addition to the details for Wage (attached as **Annex 1**), Pension and Gratuity (attached as **Annex 2**);

16. Funds to the urban water sources - Urban Water Operations and Maintenance Grant, released under Programme 07 - Item 321469 Support Services Grant, referred to in Table 1 for only those water sources which fall under the designated Town Councils by water source are attached as **Annex 3a**. Relatedly, the funds for the water sources to the Districts in which they fall under for urban centres which have not yet attained a Town Council Status are attached as **Annex 3b**. **The Accounting Officers for the respective Local Governments are instructed to transfer these funds intact to the beneficiary urban water sources as well as financing the intervention under the Umbrella programme;**
17. Accordingly, you are advised to compile the acknowledgement receipt of funds released under this schedule and send a consolidated position to this Ministry, addressed to the Permanent Secretary and Secretary to the Treasury copied to the Accountant General, within one month;
18. You are also reminded to submit your Local Government Budget Performance Progress Report for Quarter Three of FY 2016/17 by 30th April 2017, which will be the basis for quarter one release for FY 2017/18;
19. This document will be posted in the budget library on the Website: <http://www.budget.go.ug>. Allocations for individual local governments can also be viewed on www.budget.go.ug/fiscal_transfers.
20. By copy of this release circular, the Auditor General is informed. **The Accountant General is hereby requested to issue Accounting Warrants up to the aggregate levels per Local Government Vote for Wage, Pension and Gratuity, Pension/Gratuity Arrears, other Non-Wage and Development indicated in the Expenditure Limits schedule attached in Table 1.**


Keith Muhakanizi

PERMANENT SECRETARY/SECRETARY TO THE TREASURY

Copy to:

- The Hon. Minister of Finance, Planning and Economic Development
- The Hon. Minister of Education and Sports
- The Hon. Minister of Local Government
- The Hon. Minister of Health
- The Head of Public Service and Secretary to Cabinet
- The Auditor General
- The Inspector General of Government
- The Permanent Secretary, Office of the Prime Minister
- The Permanent Secretary, Ministry of Public Service
- The Permanent Secretary, Min. of Gender, Labour & Social Development

The Permanent Secretary, Ministry of Works and Transport
The Permanent Secretary, Ministry of Health
The Permanent Secretary, Ministry of Education and Sports
The Permanent Secretary, Ministry of Water and Environment
The Permanent Secretary, Ministry of Agric. Animal Industry & Fisheries
The Permanent Secretary, Ministry of Local Government
The Secretary, Local Government Finance Commission
The Clerk to Parliament
The Deputy Secretary to the Treasury
The Accountant General
The Director, Parliamentary Budget Office
All Resident District Commissioners
All District Chairpersons and Mayors for Municipalities
The General Secretary, Uganda National Teachers Union (UNATU)

Telephone : 256 41 4707 000
: 256 41 4232 095
Fax : 256 41 4230 163
: 256 41 4343 023
: 256 41 4341 286
Email : finance@finance.go.ug
Website : www.finance.go.ug



THE REPUBLIC OF UGANDA

Ministry of Finance, Planning &
Economic Development
Plot 2-12, Apollo Kaggwa Road
P.O. Box 8147
Kampala
Uganda

In any correspondence on
this subject please quote No. ISS 48/256/04

11th April 2017

The Auditor General,
Office of the Auditor General,
KAMPALA

**RE: TECHNICAL SUPPLEMENTARY ON UPE AND USE/UPOLET CAPITATION
GRANTS ACROSS LOCAL GOVERNMENTS FOR QUARTER THREE (Q3) FY
2016/17**

You will recall that in my communication to you of even reference dated 17th February 2017, I authorized a technical supplementary of Ushs. 6,883,607,118/= (Shillings Six Billion, Eight Hundred Eighty Three Million, Six Hundred Seven Thousand, One Hundred Eighteen Only) for Universal Primary Education (UPE) and Universal Secondary Education (USE) for Quarter Three FY 2016/17 on the request of the Permanent Secretary, Ministry of Education and Sports.

The technical supplementary was intended to adjust the budgets of some Local Governments and Municipalities to avoid over and under budgeting for the UPE and USE/UPOLET capitation in quarter three FY 2016/17.

However, at the preparation of the expenditure limits for quarter four FY 2016/17, it was noted that the details of the adjustments in the budgets of the Local Governments and Municipalities as were attached to the technical supplementary letter referred to above under the consolidated schedule in Annex 1 had a mismatch in allocation by Local Government as opposed to annexes 2 and 3.

Considering that the original technical supplementary funds had not yet been warranted by the districts, as a measure to correct the above anomaly, it is prudent that the above technical supplementary is adjusted as per the revised attached Annexes 1, 2 and 3.

In view of the above, this is, therefore, to request you to cancel the technical supplementary authorized on 17th February 2017 and effect the new revised submission of the same amount (**UShs. 6,883,607,118/=**) as per the attached Annexes adjusting the above error to enable affected Local Governments and Municipalities access quarter three FY 2016/17 UPE and USE funds.

Pursuant to articles 155 and 156 of the Constitution of the Republic of Uganda and in accordance with Section 25 (1) of the Public Finance Management Act, 2015 (as amended), I hereby request you to authorize the revised Technical Supplementary of

Vote Code	Local Government	Appropriated Budget FY 2016/17 (US\$.)	REDUCE (US\$.)	INCREASE (US\$.)	Total Variance (US\$.)	Adjusted Annual Budget (US\$.)
502	Apac District	1,545,742,873	(211,411,931)	-	(211,411,931)	1,334,330,942
504	Bugiri District	2,051,524,180	(539,345,052)	15,204,616	(524,140,437)	1,527,383,743
508	Gulu District	1,614,896,945	(202,239,993)	-	(202,239,993)	1,412,656,952
512	Kabale District	3,641,743,773	(462,505,828)	-	(462,505,828)	3,179,237,945
517	Kamuli District	3,565,572,707	(11,374,155)	30,337,347	18,963,192	3,584,535,900
520	Kapchorwa District	477,488,764	(5,143,916)	32,183,591	27,039,675	504,528,439
524	Kibale District	1,129,053,530	(339,618,124)	-	(339,618,124)	789,435,406
526	Kisoro District	1,381,850,650	-	401,783,989	401,783,989	1,783,634,638
527	Kitgum District	2,175,394,996	(1,237,494,460)	-	(1,237,494,460)	937,900,536
528	Kotido District	558,767,292	(204,560,511)	-	(204,560,511)	354,206,780
529	Kumi District	956,086,289	-	167,837,447	167,837,447	1,123,923,736
541	Mubende District	3,105,598,270	(549,147,141)	-	(549,147,141)	2,556,451,129
545	Nebbi District	1,958,660,517	(25,623,634)	13,102,929	(12,520,705)	1,946,139,812
555	Wakiso District	4,041,373,449	-	800,149,057	800,149,057	4,841,522,506
558	Ibando District	877,868,975	-	44,634,919	44,634,919	922,503,894
563	Koboko District	529,460,052	-	356,297,424	356,297,424	885,757,476
568	Mityana District	1,966,905,410	(324,255,557)	2,946,722	(321,308,835)	1,645,596,575
582	Buikwe District	1,749,748,758	(526,333,032)	-	(526,333,032)	1,223,415,726
609	Sheema District	1,533,381,950	-	187,474,383	187,474,383	1,720,856,333
613	Kagadi District	1,225,824,648	-	500,630,245	500,630,245	1,726,454,893
614	Kakumiro District	1,050,983,418	(192,601,361)	31,589,240	(161,012,121)	889,971,297
615	Omoro District	519,974,665	-	202,239,993	202,239,993	722,214,658
616	Rubanda District	805,260,569	-	462,505,828	462,505,828	1,267,766,397
779	Nansana Municipal Council	1,086,854,250	(96,067,865)	-	(96,067,865)	990,786,385
780	Makindye-Ssabagabo Municipal Council	837,189,273	(231,017,866)	-	(231,017,866)	606,171,407
781	Kira Municipal Council	924,336,418	(473,063,326)	-	(473,063,326)	451,273,092
782	Kisoro Municipal Council	482,537,982	(401,783,989)	-	(401,783,989)	80,753,993
783	Mityana Municipal Council	530,148,146	(2,946,722)	324,255,557	321,308,835	851,456,981
784	Kitgum Municipal Council	651,583,815	-	1,237,494,460	1,237,494,460	1,889,078,275
785	Koboko Municipal Council	670,878,614	(356,297,424)	-	(356,297,424)	314,581,190
786	Mubende Municipal Council	422,008,210	-	549,147,141	549,147,141	971,155,351
787	Kumi Municipal Council	562,886,024	(167,837,447)	-	(167,837,447)	395,048,578
788	Lugazi Municipal Council	628,832,428	-	234,095,982	234,095,982	862,928,410
789	Kamuli Municipal Council	529,188,603	(30,337,347)	11,374,155	(18,963,192)	510,225,411
790	Kapchorwa Municipal Council	598,224,917	(32,183,591)	5,143,916	(27,039,675)	571,185,242
791	Ibando Municipal Council	664,079,262	(44,634,919)	-	(44,634,919)	619,444,342
792	Njeru Municipal Council	449,623,176	-	292,237,050	292,237,050	741,860,226
793	Apac Municipal Council	161,478,509	-	211,411,931	211,411,931	372,890,440
794	Nebbi Municipal Council	359,516,965	(13,102,929)	25,623,634	12,520,705	372,037,671
795	Bugiri Municipal Council	263,326,229	(15,204,616)	539,345,052	524,140,437	787,466,666
796	Sheema Municipal Council	779,757,928	(187,474,383)	-	(187,474,383)	592,283,545
797	Kotido Municipal Council	78,295,169	-	204,560,511	204,560,511	282,855,680
	Total	49,143,908,599	(6,883,607,118)	6,883,607,118	-	49,143,908,599

SN.	Vote	Local Government	Item	Program	Appropriated Budget FY 2016/17 (US\$.)	Reduce Budget (US\$.)	Increase Budget (US\$.)	Adjusted Annual Budget (US\$.)
1	502	Apac District	321467	06	932,418,213	(60,645,099)	-	871,773,114
2	793	Apac Municipal Council	321467	06	28,128,912	-	-	88,774,012
3	504	Bugiri District	321467	06	763,775,221	-	60,645,099	778,979,837
4	795	Bugiri Municipal Council	321467	06	54,166,700	(15,204,616)	15,204,616	38,962,084
5	508	Gulu District	321467	06	453,598,414	(114,586,297)	-	339,012,118
6	615	Omoro District	321467	06	280,246,833	-	114,586,297	394,833,129
7	512	Kabale District	321467	06	1,060,164,376	(223,042,879)	-	837,121,497
8	616	Rubanda District	321467	06	328,279,988	-	223,042,879	551,322,867
9	517	Kamuli District	321467	06	951,094,209	-	30,337,347	981,431,556
10	789	Kamuli Municipal Council	321467	06	142,079,149	(30,337,347)	-	111,741,802
11	524	Kibaale District	321467	06	402,770,751	(191,177,261)	-	211,593,490
12	613	Kagadi District	321467	06	481,837,943	-	159,588,021	641,425,964
13	614	Kakumiro District	321467	06	420,062,001	-	31,589,240	451,651,241
14	526	Kisiro District	321467	06	484,799,400	-	203,494,917	688,294,316
15	782	Kisiro Municipal Council	321467	06	220,832,329	(203,494,917)	-	17,337,413
16	527	Kitgum District	321467	06	418,460,155	(70,171,661)	-	348,288,494
17	784	Kitgum Municipal Council	321467	06	107,589,855	-	70,171,661	177,761,516
18	528	Kotido District	321467	06	94,481,448	(31,287,801)	-	63,193,648
19	797	Kotido Municipal Council	321467	06	15,443,373	-	31,287,801	46,731,173
20	529	Kumi District	321467	06	452,862,369	-	131,739,270	584,601,640
21	787	Kumi Municipal Council	321467	06	221,069,203	(131,739,270)	-	89,329,933
22	541	Mubende District	321467	06	928,354,765	(49,003,336)	-	879,351,429
23	786	Mubende Municipal Council	321467	06	57,411,245	-	49,003,336	106,414,582
24	555	Wakiso District	321467	06	606,022,156	-	178,915,039	784,937,196
25	779	Nansana Municipal Council	321467	06	230,064,664	(39,503,078)	-	190,561,585
26	780	Makindye-Ssabagabo Municipal Council	321467	06	179,757,347	(82,108,109)	-	97,649,237
27	781	Kira Municipal Council	321467	06	197,758,392	(57,303,852)	-	140,454,541
28	558	Ibando District	321467	06	329,438,071	-	18,075,344	347,513,414
29	791	Ibando Municipal Council	321467	06	144,023,312	(18,075,344)	-	125,947,969
30	563	Koboko District	321467	06	187,062,687	-	154,319,756	341,382,443
31	785	Koboko Municipal Council	321467	06	279,928,376	(154,319,756)	-	125,608,620
32	568	Mityana District	321467	06	399,174,600	-	2,946,722	402,121,322
33	783	Mityana Municipal Council	321467	06	130,497,323	(2,946,722)	-	127,550,601
34	582	Bulkwe District	321467	06	404,062,624	(105,895,144)	-	298,167,480
35	788	Lugazi Municipal Council	321467	06	153,184,239	-	5,986,505	159,170,744
36	792	Njeru Municipal Council	321467	06	104,499,876	-	99,908,640	204,408,515
37	609	Sheema District	321467	06	308,550,181	-	40,043,548	348,593,728
38	796	Sheema Municipal Council	321467	06	193,064,614	(40,043,548)	-	153,021,066
39	545	Nebbi District	321467	06	909,748,842	-	13,102,929	922,851,771
40	794	Nebbi Municipal Council	321467	06	84,011,509	(13,102,929)	-	70,908,581
41	520	Kapchorwa District	321467	06	138,125,097	-	32,183,591	170,308,688
42	790	Kapchorwa Municipal Council	321467	06	104,722,825	(32,183,591)	-	72,539,234
					14,383,623,588	(1,666,172,558)	1,666,172,558	14,383,623,588

S/N	Vote	Local Government	Item	Prog.	Appropriated budget FY 2016/17 (US\$.)	Reduce Budget (US\$.)	Increase Budget (US\$.)	Adjusted/Revised Annual Budget (US\$.)
1	502	Apac District	321467	06				
2	793	Apac Municipal Council	321467	06	581,155,865	(150,766,831)	-	430,389,034
3	504	Bugiri District	321467	06	23,866,135	-	150,766,831	174,632,966
4	795	Bugiri Municipal Council	321467	06	1,249,215,446	(539,345,052)	-	709,870,394
5	508	Gulu District	321467	06	100,670,555	-	539,345,052	640,015,607
6	615	Omoro District	321467	06	338,343,578	(87,653,697)	-	250,689,881
7	512	Kabale District	321467	06	216,509,422	-	87,653,697	304,163,119
8	616	Rubanda District	321467	06	1,365,984,910	(239,462,948)	-	1,126,521,962
9	517	Kamuli District	321467	06	444,215,094	-	239,462,948	683,678,042
10	789	Kamuli Municipal Council	321467	06	2,405,390,191	(11,374,155)	-	2,394,016,036
11	520	Kapchorwa District	321467	06	374,034,813	-	11,374,155	385,408,968
12	790	Kapchorwa Municipal Council	321467	06	324,896,744	(5,143,916)	-	319,752,828
13	524	Kibaale District	321467	06	247,848,250	-	5,143,916	252,992,166
14	613	Kagadi District	321467	06	572,046,728	(148,440,863)	-	423,605,865
15	614	Kakumiro District	321467	06	704,856,500	-	341,042,224	1,045,898,724
16	526	Kisoro District	321467	06	604,321,750	(192,601,361)	-	411,720,389
17	782	Kisoro Municipal Council	321467	06	574,440,942	-	198,289,072	772,730,014
18	527	Kitgum District	321467	06	252,410,063	(198,289,072)	-	54,120,991
19	784	Kitgum Municipal Council	321467	06	1,403,676,943	(1,167,322,799)	-	236,354,144
20	528	Kotido District	321467	06	393,338,063	-	1,167,322,799	1,560,660,862
21	797	Kotido Municipal Council	321467	06	218,949,381	(173,272,710)	-	45,676,671
22	529	Kumi District	321467	06	52,760,548	-	173,272,710	226,033,258
23	787	Kumi Municipal Council	321467	06	477,817,638	-	36,098,176	513,915,814
24	541	Mubende District	321467	06	232,333,359	(36,098,176)	-	196,235,183
25	786	Mubende Municipal Council	321467	06	2,124,986,069	(500,143,805)	-	1,624,842,264
26	545	Nebbi District	321467	06	155,328,938	-	500,143,805	655,472,743
27	794	Nebbi Municipal Council	321467	06	851,600,214	(25,623,634)	-	825,976,580
28	555	Wakiso District	321467	06	85,044,789	-	25,623,634	110,668,423
29	779	Nansana Municipal Council	321467	06	2,205,499,023	-	621,234,018	2,826,733,041
30	780	Makindye-Ssabagabo Municipal Council	321467	06	837,549,125	(56,564,787)	-	780,984,338
31	781	Kira Municipal Council	321467	06	645,152,875	(148,909,757)	-	496,243,118
32	558	Ibando District	321467	06	712,310,000	(415,759,474)	-	296,550,526
33	791	Ibando Municipal Council	321467	06	519,643,366	-	26,559,575	546,202,941
34	563	Koboko District	321467	06	231,637,641	(26,559,575)	-	205,078,066
35	785	Koboko Municipal Council	321467	06	273,774,545	-	201,977,668	475,752,213
36	568	Mityama District	321467	06	380,063,469	(201,977,668)	-	178,085,801
37	783	Mityama Municipal Council	321467	06	1,122,017,553	(324,255,557)	-	797,761,996
38	582	Bukwe District	321467	06	382,200,438	-	324,255,557	706,455,995
39	788	Lugazi Municipal Council	321467	06	1,138,611,852	(420,437,888)	-	718,173,964
40	792	Njeru Municipal Council	321467	06	456,606,625	-	228,109,478	684,716,103
41	609	Sheema District	321467	06	326,479,531	-	192,328,410	518,807,941
42	796	Sheema Municipal Council	321467	06	902,804,230	-	147,430,835	1,050,235,065
		TOTAL			27,078,044,951	(5,217,434,560)	5,217,434,560	27,078,044,951