

Telephone : 256 41 4707 000
: 256 41 4232 095
Fax : 256 41 4230 163
: 256 41 4343 023
: 256 41 4341 286
Email : finance@finance.go.ug
Website : www.finance.go.ug



THE REPUBLIC OF UGANDA

Ministry of Finance, Planning &
Economic Development
Plot 2-12, Apollo Kaggwa Road
P.O. Box 8147
Kampala
Uganda

In any correspondence on
this subject please quote No. **BPD 86/268/01**

15th October 2015

All Local Government Accounting Officers

SECOND QUARTER (OCTOBER - DECEMBER 2015) RELEASE FOR NON WAGE RECURRENT CONDITIONAL GRANT TRANSFERS TO DISTRICTS AND MUNICIPAL COUNCILS – FY 2015/16

1. Please find attached the release schedule for Non-Wage Recurrent grant transfers to Local Governments for the Second Quarter (October – December 2015) for FY 2015/16.
2. Effective FY 2015/16, Government has consolidated Inter-Governmental Transfers. There is now a maximum of one Non-Wage Recurrent Grant per sector. New item codes have been accordingly created in the Chart of Accounts. Releases will therefore be made against the relevant programme and item code. Pre-existing transfers are reflected as "of which", and grant conditions remain unchanged. Straight Through transfers will continue to be made for the component of each grant allocated to service delivery units. Refer to our circular Ref: BPD\86/153/01 dated 22nd June 2015 available on the budget website: www.budget.go.ug for the relevant guidelines.
3. This release circular caters for only those conditional grants which are released to the General Fund Account at a District/Municipal Vote level. These grants are:
 - i) Agriculture Sector Non Wage Recurrent Conditional Grant (Programme 04 – Item 321467)
o/w Production and Marketing Grant incl. Commercial services
 - ii) Education Sector Non Wage Recurrent Conditional Grant (Programme 06 – Item 321467)
o/w School Inspection Grant
 - iii) Community Development Non Wage Recurrent Conditional Grant (Programme 09 – Item 321467)
o/w Public Libraries Board
o/w Community Development Workers
o/w Youth Women and Disability Councils
o/w Special Grant for People with Disabilities
o/w Functional Adult Literacy

Jale

- iv) Water and Environment Non-Wage Recurrent Conditional Grant (Programme 08 – Item 321467)
 - o/w Urban Water O&M Grant*
 - o/w Sanitation and Hygiene Grant- Water Component*
 - o/w Environment and Natural Resources*
- v) Support Services Non Wage Recurrent Conditional Grant (Programme 01 – Item 321469)
 - o/w IFMS Operational Costs*
 - o/w IPPS Operational Costs*
 - o/w Boards and Commissions*
 - o/w PAF Monitoring and Accountability Grant*
 - o/w District Service Commission Operational Costs*
 - o/w Councilors Allowances (Excluding Ex-Gratia)*
- vi) District Unconditional Grant - Non Wage Recurrent (Programme 01 – Item 321401)
- vii) Urban Unconditional Grant - Non Wage Recurrent (Programme 01 – Item 321402)
- viii) District Equalization Grant (Programme 01 – Item 321403)
- ix) Urban Equalization Grant (Programme 01 – Item 321463)

4. The grants which are released directly to the beneficiary institution accounts such as Town Councils, General Hospitals, Health Units and NGO Hospitals have been effected under a separate schedule.
5. Salaries will continue to be paid directly to the individual bank accounts on a monthly basis in line with the guidelines for Decentralised Salary Payment System. You are required to ensure timely validation of the payrolls, submission of payment invoices, reconciliation of bank accounts and resolution of unapplied EFTs, among others, to facilitate timely payment of salaries.
6. The release against item 321467 – Water Conditional Grant (Urban Water - Operation and Maintenance) under this circular caters for only those urban water sources which have not yet attained a Town Council Status, the details of which are attached as **Annex 1b**. The Accounting Officers for the mentioned Local Governments are instructed to transfer these funds intact to the beneficiary urban water sources as well as financing the intervention under the Umbrella programme.
7. The release of funds for the urban water sources which are under established Town Councils has been released directly to the beneficiary water sources under a separate schedule. In line with the guidelines for direct transfers to beneficiary accounts, it is your responsibility to follow-up and ensure that the funds are properly utilized and accounted for.



8. I have also attached a schedule providing the detailed breakdown for the non-wage conditional grants which have the Normal and PRDP components, as **Annex 2b**, for your ease of reference, for the PRDP local governments.
9. A total of **UShs. 2,011,650,000/= (Two Billion, Eleven Million, Six Hundred Fifty Thousand Shillings Only)** has been released under item 321469 – Support Services Conditional Grant Non-Wage (Ex-gratia and Allowances for Elected Political Leaders to Local Governments) for payment of monthly allowances of:
 - a). The District and Municipal Councilors of **UShs. 250,000** each;
 - b). The Municipal Speakers and District Deputy Speakers of **UShs. 400,000** each; and
 - c). The Municipal Deputy Speakers each at **UShs. 300,000**.
10. The Ex-gratia for LCI and LCII Chairpersons as well as the Gratuity for the eligible Political Leaders will be released during the last quarter of the Financial Year.
11. The total funds released through this circular to the Districts and Municipalities amounts to **Ushs: 34,056,239,626/= (Uganda Shillings: Thirty Four Billion, Fifty Six Million, Two Hundred Thirty Nine Thousand, Six Hundred Twenty Six Only)**.
12. Acknowledgement of receipt of funds released should be sent to this Ministry, addressed to the Permanent Secretary/Secretary to the Treasury for the attention of the Accountant-General, within one month.
13. You are reminded to submit your Local Government Budget Performance Progress Report for Quarter One of FY 2015/16 by **31st October 2015** which will be the basis for quarter three release for FY 2015/16.
14. This document will be posted on the Website: <https://www.budget.go.ug;>
15. By copy of this circular, the Auditor General is informed. The Accountant General and Commissioner, Financial Management Services are hereby requested to release the funds to you as per the attached schedule.


Kenneth Mugambe

For: PERMANENT SECRETARY/SECRETARY TO THE TREASURY

Copy to: The Hon. Minister of Finance, Planning and Economic Development
The Head of Public Service and Secretary to Cabinet
The Auditor General
The Inspector General of Government
The Permanent Secretary, Office of the Prime Minister

The Permanent Secretary, Ministry of Education, Science, Technology and Sports
The Permanent Secretary, Ministry of Health
The Permanent Secretary, Ministry of Trade and Industry
The Permanent Secretary, Ministry of Water and Environment
The Permanent Secretary, Ministry of Agric. Animal Ind. and Fisheries
The Permanent Secretary, Ministry of Works and Transport
The Ag. Permanent Secretary, Ministry of Public Service
The Ag. Permanent Secretary, Ministry of Local Government
The Secretary, Local Government Finance Commission
The Clerk to Parliament
The Accountant General
The Director Internal Audit
The Director, Parliamentary Budget Office
The Commissioner, Infrastructure and Social Services Department
The Commissioner, Public Administration Department
The Commissioner, Financial Management Services
The Resident District Commissioner.....District
The LCV Chairperson/Mayor, District/Municipality



RECURRENT RELEASES: NON WAGE FY2015/16

=====

OCTOBER 2015

Date:15/10/15


VOTE	ESTIMATE (SHS' 000)	GROSS (SHS)	ALREADY RELEASED (SHS)	OCTOBER AUTOMATIC (SHS)
501 Adjumani District	13,784,646	290,810,645	0	290,810,645
502 Apac District	22,095,458	317,774,360	0	317,774,360
503 Arua District	41,249,006	726,016,297	0	726,016,297
504 Bugiri District	17,547,154	308,846,704	0	308,846,704
505 Bundibugyo District	16,754,827	206,935,141	0	206,935,141
506 Bushenyi District	14,304,084	325,919,082	0	325,919,082
507 Busia District	15,414,495	274,353,926	0	274,353,926
508 Gulu District	25,817,025	396,112,823	0	396,112,823
509 Hoima District	17,732,725	357,604,575	0	357,604,575
510 Iganga District	32,234,055	313,640,827	0	313,640,827
511 Jinja District	25,989,095	321,258,492	0	321,258,492
512 Kabale District	44,934,771	684,493,066	0	684,493,066
513 Kabarole District	23,834,823	381,749,677	0	381,749,677
514 Kaberamaido District	10,930,529	246,989,309	0	246,989,309
515 Kalangala District	4,896,447	182,949,632	0	182,949,632
517 Kamuli District	28,621,651	337,081,975	0	337,081,975
518 Kamwenge District	17,030,743	316,662,760	0	316,662,760
519 Kannungu District	20,659,916	238,783,675	0	238,783,675
520 Kapchorwa District	10,374,480	162,862,487	0	162,862,487
521 Kasese District	39,054,640	597,478,535	0	597,478,535
522 Katakwi District	11,089,463	231,299,890	0	231,299,890
523 Kayunga District	19,279,401	436,439,487	0	436,439,487
524 Kibale District	23,884,822	536,975,280	0	536,975,280
525 Kiboga District	9,624,236	152,631,851	0	152,631,851
526 Kisoro District	22,404,325	248,229,204	0	248,229,204
527 Kitgum District	20,570,625	299,855,038	0	299,855,038
528 Kotido District	5,775,105	221,142,996	0	221,142,996
529 Kumi District	14,604,044	222,545,193	0	222,545,193
530 Kyenjonjo District	15,851,284	428,168,572	0	428,168,572
531 Lira District	22,484,259	461,741,737	0	461,741,737
532 Luwero District	32,152,699	334,929,858	0	334,929,858
533 Masaka District	14,242,282	245,669,159	0	245,669,159
534 Masindi District	12,937,580	244,839,576	0	244,839,576
535 Mayuge District	20,115,589	309,688,453	0	309,688,453
536 Mbale District	27,755,619	440,778,060	0	440,778,060
537 Mbarara District	25,268,885	388,290,157	0	388,290,157
538 Moroto District	6,433,554	235,944,838	0	235,944,838
539 Moyo District	11,672,869	248,678,698	0	248,678,698
540 Mpigi District	14,939,444	218,486,175	0	218,486,175
541 Mubende District	23,830,703	476,246,549	0	476,246,549
542 Mukono District	25,701,128	362,283,438	0	362,283,438
543 Nakapiripiriti District	8,449,050	212,571,534	0	212,571,534
544 Nakasongola District	12,559,884	260,602,892	0	260,602,892
545 Nebbi District	20,122,357	318,693,612	0	318,693,612
546 Ntungamo District	27,327,907	564,671,820	0	564,671,820
547 Pader District	12,169,371	323,442,021	0	323,442,021
548 Pallisa District	21,867,764	341,603,567	0	341,603,567
549 Rakai District	34,481,455	497,442,275	0	497,442,275
550 Rukungiri District	23,038,661	436,260,869	0	436,260,869

100.
16/10/15

VOTE	ESTIMATE (SHS' 000)	GROSS (SHS)	ALREADY RELEASED (SHS)	OCTOBER AUTOMATIC (SHS)
551 Sembabule District	14,070,146	240,161,891	0	240,161,891
552 Sironko District	14,896,689	217,755,820	0	217,755,820
553 Soroti District	13,495,491	261,276,148	0	261,276,148
554 Tororo District	29,998,543	397,295,316	0	397,295,316
555 Wakiso District	46,492,693	1,033,980,092	0	1,033,980,092
556 Yumbe District	18,563,370	428,650,567	0	428,650,567
557 Butaleja District	13,540,386	186,416,732	0	186,416,732
558 Ibanda District	14,620,112	229,112,068	0	229,112,068
559 Kaabong District	7,778,153	295,697,276	0	295,697,276
560 Isingiro District	19,362,079	377,970,200	0	377,970,200
561 Kaliro District	13,758,184	165,408,463	0	165,408,463
562 Kiruhura District	13,368,209	342,319,048	0	342,319,048
563 Koboko District	9,581,572	230,254,340	0	230,254,340
564 Amolatar District	8,195,772	173,369,843	0	173,369,843
565 Amuria District	12,623,665	347,482,318	0	347,482,318
566 Manafa District	20,478,838	305,242,425	0	305,242,425
567 Bukwa District	9,711,174	125,803,898	0	125,803,898
568 Mityana District	20,387,051	296,469,121	0	296,469,121
569 Nakaseke District	12,599,671	188,809,180	0	188,809,180
570 Amuru District	9,023,468	252,281,498	0	252,281,498
571 Budaka District	11,887,359	190,942,435	0	190,942,435
572 Oyam District	18,254,698	326,366,790	0	326,366,790
573 Abim District	8,589,136	172,218,720	0	172,218,720
574 Namutumba District	12,198,734	172,984,874	0	172,984,874
575 Dokolo District	9,202,151	185,816,344	0	185,816,344
576 Bulisa District	4,554,349	133,346,218	0	133,346,218
577 Maracha-Terego District	12,283,055	207,448,881	0	207,448,881
578 Bukedea	13,256,547	188,944,682	0	188,944,682
579 Bududa	10,572,468	215,277,406	0	215,277,406
580 Lyantonde	6,399,749	259,495,128	0	259,495,128
581 AMUDAT District	2,629,147	158,877,092	0	158,877,092
582 BUIKWE District	18,531,826	284,238,528	0	284,238,528
583 BUYENDE District	10,308,455	265,215,631	0	265,215,631
584 KYEGEGWA District	7,812,038	217,767,858	0	217,767,858
585 LAMWO District	10,230,191	258,857,954	0	258,857,954
586 OTUKE District	6,211,357	150,591,486	0	150,591,486
587 ZOMBO District	10,939,126	238,996,038	0	238,996,038
588 ALBETONG District	10,460,897	210,572,264	0	210,572,264
589 BULAMBULI District	8,333,167	165,506,321	0	165,506,321
590 BUVUMA District	3,088,849	184,090,248	0	184,090,248
591 GOMBA District	9,433,723	155,805,356	0	155,805,356
592 KIRYANDONGO District	10,433,786	258,041,583	0	258,041,583
593 LUUKA District	12,929,910	178,439,858	0	178,439,858
594 NAMAYINGO District	10,754,009	218,800,125	0	218,800,125
595 NTOROKO District	4,723,057	121,769,963	0	121,769,963
596 SERERE District	12,577,621	257,122,838	0	257,122,838
597 KYANKWANZI DISTRICT	10,575,065	187,047,145	0	187,047,145
598 KALUNGU DISTRICT	11,977,767	158,055,302	0	158,055,302
599 LWENGO DISTRICT	13,745,876	208,253,282	0	208,253,282


UQO.
16/10/15

VOTE	ESTIMATE (SHS' 000)	GROSS (SHS)	ALREADY RELEASED (SHS)	OCTOBER AUTOMATIC (SHS)	
600	BUKOMANSIMBI DISTRICT	8,215,914	141,029,643	0	141,029,643
601	MITOOMA DISTRICT	12,595,753	207,735,540	0	207,735,540
602	RUBIRIZI DISTRICT	5,779,207	152,256,413	0	152,256,413
603	NGORA DISTRICT	9,838,387	149,714,026	0	149,714,026
604	NAPAK DISTRICT	5,998,433	254,372,342	0	254,372,342
605	KIBUKU DISTRICT	10,675,812	180,982,175	0	180,982,175
606	NWOYA DISTRICT	6,752,975	172,475,972	0	172,475,972
607	KOLE DISTRICT	12,080,899	225,995,582	0	225,995,582
608	BUTAMBALA DISTRICT	10,873,745	114,595,174	0	114,595,174
609	SHEEMA DISTRICT	18,178,749	302,437,444	0	302,437,444
610	BUHWEJU DISTRICT	5,096,564	159,335,106	0	159,335,106
611	AGAGO DISTRICT	13,497,276	267,670,136	0	267,670,136
612	KWEEN District	6,488,400	145,515,148	0	145,515,148
751	Arua Municipal Council	4,969,343	99,958,523	0	99,958,523
752	Entebbe Municipal Council	4,945,130	114,184,890	0	114,184,890
753	Fort-Portal Municipal Council	5,202,867	99,374,733	0	99,374,733
754	Gulu Municipal Council	8,519,459	169,352,532	0	169,352,532
755	Jinja Municipal Council	7,443,555	214,739,719	0	214,739,719
757	Kabale Municipal Council	5,934,364	86,694,573	0	86,694,573
758	Lira Municipal Council	5,765,579	157,215,625	0	157,215,625
759	Masaka Municipal Council	4,665,824	113,820,565	0	113,820,565
760	Mbale Municipal Council	9,358,982	118,856,791	0	118,856,791
761	Mbarara Muninicipal Council	9,765,364	411,134,391	0	411,134,391
762	Moroto Municipal Council	1,559,041	49,011,883	0	49,011,883
763	Soroti Municipal Council	5,798,682	86,674,980	0	86,674,980
764	Tororo Municipal Council	4,583,841	66,017,540	0	66,017,540
770	KASESE MUNICIPAL COUNCIL	6,885,512	112,714,492	0	112,714,492
771	HOIMA MUNICIPAL COUNCIL	5,774,565	120,068,070	0	120,068,070
772	MUKONO MUNICIPAL COUNCIL	6,968,255	191,682,554	0	191,682,554
773	IGANGA MUNICIPAL COUNCIL	3,277,882	93,955,654	0	93,955,654
774	MASINDI MUNICIPAL COUNCIL	5,211,376	109,246,979	0	109,246,979
775	NTUNGAMO MUNICIPAL COUNCIL	1,983,623	196,981,025	0	196,981,025
776	BUSIA MUNICIPAL COUNCIL	2,383,726	64,522,743	0	64,522,743
777	BUSHENYI-ISHAKA MUNICIPAL COUNCIL	5,193,728	119,553,656	0	119,553,656
778	RUKUNGIRI MUNICIPAL COUNCIL	3,968,508	71,239,626	0	71,239,626
		1,845,565,633	34,056,239,626		34,056,239,626


 16/10/15

**Annex 1b: Second Quarter release for Urban Water (Operation and Maintenance Grant) to
General Fund Account**

Vote	District name	Item	Urban Water Source	Approved Estimates	Q2 Release (Ushs. '000)
512	Kabale District	321424	Umbrella	360,000	90,000
530	Kyenjojo District	321424	Kyenjojo T.C	16,000	4,000
530	Kyenjojo District	321424	Umbrella	360,000	90,000
531	Lira District	321424	Umbrella	350,000	87,500
532	Luwero District	321424	Zirobwe	16,000	4,000
532	Luwero District	321424	Bombo T.C	50,000	12,500
536	Mbale District	321424	Umbrella	370,000	92,500
538	Moroto District	321424	Moroto	24,000	6,000
538	Moroto District	321424	Umbrella	220,000	55,000
541	Mubende District	321424	Kasambya	12,000	3,000
549	Rakai District	321424	Rakai T.C	22,000	5,500
549	Rakai District	321424	Kalisizo T.C	16,000	4,000
549	Rakai District	321424	Sanje Town Board	20,000	5,000
549	Rakai District	321424	Mutukula Town Board	20,000	5,000
555	Wakiso District	321424	Umbrella	389,910	97,478
602	Rubirizi District	321424	Bunyaruguru Town Board	20,000	5,000
			Sub-Total	2,265,910	566,478


 16/10/15

Annex 2b: Second Quarter Release details between Normal and PRDP for FY 2015/16

Vote	Local Government	Item	Normal (Ushs. '000)	PRDP (Ushs. '000)	Total (Ushs. '000)
A: Production and Marketing Grant (PMG)					
501	Adjumani District	321448	25,358	14,262	39,620
502	Apac District	321448	32,090	19,674	51,763
503	Arua District	321448	66,617	50,348	116,966
504	Bugiri District	321448	28,868	-	28,868
505	Bundibugyo District	321448	15,822	-	15,822
506	Bushenyi District	321448	16,068	-	16,068
507	Busia District	321448	25,509	23,844	49,354
508	Gulu District	321448	44,786	19,003	63,788
509	Hoima District	321448	44,263	-	44,263
510	Iganga District	321448	34,982	-	34,982
511	Jinja District	321448	25,600	-	25,600
512	Kabale District	321448	33,729	-	33,729
513	Kabarole District	321448	34,185	-	34,185
514	Kaberamaido District	321448	19,222	49,184	68,406
515	Kalangala District	321448	20,648	-	20,648
517	Kamuli District	321448	36,084	-	36,084
518	Kamwenge District	321448	29,629	-	29,629
519	Kanungu District	321448	18,312	-	18,312
520	Kapchorwa District	321448	6,602	8,853	15,455
521	Kasese District	321448	55,610	-	55,610
522	Katakwi District	321448	17,318	27,543	44,861
523	Kayunga District	321448	26,446	-	26,446
524	Kibale District	321448	54,123	-	54,123
525	Kiboga District	321448	11,577	-	11,577
526	Kisoro District	321448	21,497	-	21,497
527	Kitgum District	321448	27,698	29,510	57,208
528	Kotido District	321448	24,842	12,518	37,360
529	Kumi District	321448	18,622	16,723	35,344
530	Kyenjonjo District	321448	23,319	-	23,319
531	Lira District	321448	34,268	47,982	82,250
532	Luwero District	321448	28,839	-	28,839
533	Masaka District	321448	20,043	-	20,043
534	Masindi District	321448	28,056	16,679	44,734
535	Mayuge District	321448	37,793	-	37,793
536	Mbale District	321448	28,837	27,543	56,380
537	Mbarara District	321448	27,689	-	27,689
538	Moroto District	321448	17,410	8,656	26,066
539	Moyo District	321448	14,450	22,034	36,484
540	Mpigi District	321448	14,349	-	14,349
541	Mubende District	321448	47,238	-	47,238
542	Mukono District	321448	34,807	-	34,807
543	Nakapiripirit District	321448	24,811	7,879	32,690
544	Nakasongola District	321448	16,023	-	16,023
545	Nebbi District	321448	34,655	9,837	44,492
546	Ntungamo District	321448	29,975	-	29,975
547	Pader District	321448	21,731	37,391	59,123
548	Pallisa District	321448	29,360	45,249	74,609
549	Rakai District	321448	37,918	-	37,918
550	Rukungiri District	321448	19,625	-	19,625
551	Sembabule District	321448	18,405	-	18,405
552	Sironko District	321448	14,189	6,296	20,484
553	Soroti District	321448	22,246	19,674	41,919
554	Tororo District	321448	37,539	28,035	65,574
555	Wakiso District	321448	87,812	-	87,812
556	Yumbe District	321448	42,653	15,739	58,392
557	Butaleja District	321448	15,663	2,187	17,850
558	Ibanda District	321448	12,585	-	12,585
559	Kaabong District	321448	31,853	19,486	51,339
560	Isingiro District	321448	27,288	-	27,288

Ude.
16/10/15


Annex 2b: Second Quarter Release details between Normal and PRDP for FY 2015/16

Vote	Local Government	Item	Normal (Ushs. '000)	PRDP (Ushs. '000)	Total (Ushs. '000)
561	Kaliro District	321448	16,412	-	16,412
562	Kiruhura District	321448	26,147	-	26,147
563	Koboko District	321448	17,403	11,214	28,617
564	Amolatar District	321448	14,263	11,804	26,067
565	Amuria District	321448	22,847	-	22,847
566	Manafwa District	321448	20,753	9,837	30,590
567	Bukwo District	321448	6,157	4,918	11,075
568	Mityana District	321448	21,404	-	21,404
569	Nakaseke District	321448	16,676	-	16,676
570	Amuru District	321448	24,205	19,090	43,295
571	Budaka District	321448	18,015	11,214	29,229
572	Oyam District	321448	31,772	20,657	52,429
573	Abim District	321448	13,773	19,674	33,446
574	Namutumba District	321448	16,430	-	16,430
575	Dokolo District	321448	15,448	9,007	24,455
576	Bullisa District	321448	10,328	3,935	14,262
577	Maracha District	321448	14,066	9,837	23,902
578	Bukedea District	321448	14,037	20,264	34,301
579	Bududa District	321448	12,055	8,853	20,908
580	Lyantonde District	321448	6,494	-	6,494
581	Amudat District	321448	13,868	14,611	28,479
582	Buikwe District	321448	22,087	-	22,087
583	Buyende District	321448	23,355	-	23,355
584	Kyegegwa District	321448	15,826	-	15,826
585	Lamwo District	321448	22,366	63,432	85,797
586	Otuke District	321448	11,273	26,559	37,833
587	Zombo District	321448	18,639	13,459	32,098
588	Alebtong District	321448	20,374	-	20,374
589	Bulambuli District	321448	11,341	12,701	24,041
590	Buvuma District	321448	23,642	-	23,642
591	Gomba District	321448	11,396	-	11,396
592	Kiryandongo District	321448	20,565	29,510	50,075
593	Luuka District	321448	15,194	-	15,194
594	Namayingo District	321448	24,943	-	24,943
595	Ntoroko District	321448	6,232	-	6,232
596	Serere District	321448	22,876	6,886	29,762
597	Kyankwanzi District	321448	17,070	-	17,070
598	Kalungu District	321448	9,941	-	9,941
599	Lwengo District	321448	18,609	-	18,609
600	Bukomansimbi District	321448	8,248	-	8,248
601	Mitooma District	321448	9,979	-	9,979
602	Rubirizi District	321448	8,859	-	8,859
603	Ngora District	321448	10,473	9,534	20,007
604	Napak District	321448	24,182	19,083	43,265
605	Kibuku District	321448	14,467	3,935	18,402
606	Nwoya District	321448	21,806	13,968	35,774
607	Kole District	321448	19,030	7,269	26,299
608	Butambala District	321448	5,346	-	5,346
609	Sheema District	321448	9,810	-	9,810
610	Buhweju District	321448	7,002	-	7,002
611	Agago District	321448	25,815	23,608	49,423
612	Kween District	321448	11,397	1,967	13,365
751	Arua Municipal Council	321448	-	-	-
752	Entebbe Municipal Council	321448	-	-	-
753	Fort-Portal Municipal Council	321448	-	-	-
754	Gulu Municipal Council	321448	-	9,837	9,837
755	Jinja Municipal Council	321448	-	-	-
757	Kabale Municipal Council	321448	-	-	-
758	Lira Municipal Council	321448	-	2,260	2,260
759	Masaka Municipal Council	321448	-	-	-
760	Mbale Municipal Council	321448	-	-	-

UQe
16/10/15

Annex 2b: Second Quarter Release details between Normal and PRDP for FY 2015/16

Vote	Local Government	Item	Normal (Ushs. '000)	PRDP (Ushs. '000)	Total (Ushs. '000)
761	Mbarara Municipal Council	321448	-	-	-
762	Moroto Municipal Council	321448	-	7,869	7,869
763	Soroti Municipal Council	321448	-	7,267	7,267
764	Tororo Municipal Council	321448	-	-	-
770	Kasese Municipal Council	321448	-	-	-
771	Hoima Municipal Council	321448	-	-	-
772	Mukono Municipal Council	321448	-	-	-
773	Iganga Municipal Council	321448	-	-	-
774	Masindi Municipal Council	321448	-	-	-
775	Ntungamo Municipal Council	321448	-	-	-
776	Busia Municipal Council	321448	-	-	-
777	Bushenyi - Ishaka Municipal Council	321448	-	-	-
778	Rukungiri Municipal Council	321448	-	-	-
B: Boards and Commissions incl. PRDP Component					
501	Adjumani District	321422	7,030	16,965	23,995
502	Apac District	321422	7,030	5,902	12,932
503	Arua District	321422	7,030	15,105	22,135
504	Bugiri District	321422	7,030	-	7,030
505	Bundibugyo District	321422	7,030	-	7,030
506	Bushenyi District	321422	7,030	-	7,030
507	Busia District	321422	7,030	-	7,030
508	Gulu District	321422	7,030	9,501	16,532
509	Hoima District	321422	7,030	-	7,030
510	Iganga District	321422	7,030	-	7,030
511	Jinja District	321422	7,030	-	7,030
512	Kabale District	321422	7,030	-	7,030
513	Kabarole District	321422	7,030	-	7,030
514	Kaberamaido District	321422	7,030	984	8,014
515	Kalangala District	321422	7,030	-	7,030
517	Kamuli District	321422	7,030	-	7,030
518	Kamwenge District	321422	7,030	-	7,030
519	Kanungu District	321422	7,030	-	7,030
520	Kapchorwa District	321422	7,030	13,378	20,408
521	Kasese District	321422	7,030	-	7,030
522	Katakwi District	321422	7,030	-	7,030
523	Kayunga District	321422	7,030	-	7,030
524	Kibale District	321422	7,030	-	7,030
525	Kiboga District	321422	7,030	-	7,030
526	Kisoro District	321422	7,030	-	7,030
527	Kitgum District	321422	7,030	9,837	16,867
528	Kotido District	321422	7,030	8,345	15,375
529	Kumi District	321422	7,030	2,951	9,981
530	Kyenjonjo District	321422	7,030	-	7,030
531	Lira District	321422	7,030	14,395	21,425
532	Luwero District	321422	7,030	-	7,030
533	Masaka District	321422	7,030	-	7,030
534	Masindi District	321422	7,030	-	7,030
535	Mayuge District	321422	7,030	-	7,030
536	Mbale District	321422	7,030	-	7,030
537	Mbarara District	321422	7,030	-	7,030
538	Moroto District	321422	7,030	12,844	19,874
539	Moyo District	321422	7,030	7,158	14,188
540	Mpigi District	321422	7,030	-	7,030
541	Mubende District	321422	7,030	-	7,030
542	Mukono District	321422	7,030	-	7,030
543	Nakapiripirit District	321422	7,030	7,840	14,870
544	Nakasongola District	321422	7,030	-	7,030
545	Nebbi District	321422	7,030	-	7,030
546	Ntungamo District	321422	7,030	-	7,030
547	Pader District	321422	7,030	4,155	11,185

Handwritten signature and date:

16/10/15

Annex 2b: Second Quarter Release details between Normal and PRDP for FY 2015/16

Vote	Local Government	Item	Normal (Ushs. '000)	PRDP (Ushs. '000)	Total (Ushs. '000)
548	Pallisa District	321422	7,030	-	7,030
549	Rakai District	321422	7,030	-	7,030
550	Rukungiri District	321422	7,030	-	7,030
551	Sembabule District	321422	7,030	-	7,030
552	Sironko District	321422	7,030	7,899	14,929
553	Soroti District	321422	7,030	3,624	10,654
554	Tororo District	321422	7,030	-	7,030
555	Wakiso District	321422	7,030	-	7,030
556	Yumbe District	321422	7,030	6,918	13,949
557	Butaleja District	321422	7,030	1,094	8,124
558	Ibanda District	321422	7,030	-	7,030
559	Kaabong District	321422	7,030	4,871	11,902
560	Isingiro District	321422	7,030	-	7,030
561	Kaliro District	321422	7,030	-	7,030
562	Kiruhura District	321422	7,030	-	7,030
563	Koboko District	321422	7,030	14,755	21,785
564	Amolatar District	321422	7,030	5,861	12,891
565	Amuria District	321422	7,030	-	7,030
566	Manafwa District	321422	7,030	11,804	18,834
567	Bukwo District	321422	7,030	-	7,030
568	Mityana District	321422	7,030	-	7,030
569	Nakaseke District	321422	7,030	-	7,030
570	Amuru District	321422	7,030	19,090	26,120
571	Budaka District	321422	7,030	8,853	15,883
572	Oyam District	321422	7,030	11,804	18,834
573	Abim District	321422	7,030	6,296	13,326
574	Namutumba District	321422	7,030	-	7,030
575	Dokolo District	321422	7,030	-	7,030
576	Bullisa District	321422	7,030	2,372	9,402
577	Maracha District	321422	7,030	7,476	14,506
578	Bukedea District	321422	7,030	5,902	12,932
579	Bududa District	321422	7,030	7,082	14,113
580	Lyantonde District	321422	7,030	-	7,030
581	Amudat District	321422	7,030	7,306	14,336
582	Buikwe District	321422	7,030	-	7,030
583	Buyende District	321422	7,030	-	7,030
584	Kyegegwa District	321422	7,030	-	7,030
585	Lamwo District	321422	7,030	1,705	8,735
586	Otuke District	321422	7,030	-	7,030
587	Zombo District	321422	7,030	1,190	8,220
588	Alebtong District	321422	7,030	7,910	14,940
589	Bulambuli District	321422	7,030	-	7,030
590	Buvuma District	321422	7,030	-	7,030
591	Gomba District	321422	7,030	-	7,030
592	Kiryandongo District	321422	7,030	-	7,030
593	Luuka District	321422	7,030	-	7,030
594	Namayingo District	321422	7,030	-	7,030
595	Ntoroko District	321422	7,030	-	7,030
596	Serere District	321422	7,030	15,345	22,376
597	Kyankwanzi District	321422	7,030	-	7,030
598	Kalungu District	321422	7,030	-	7,030
599	Lwengo District	321422	7,030	-	7,030
600	Bukomansimbi District	321422	7,030	-	7,030
601	Mitooma District	321422	7,030	-	7,030
602	Rubirizi District	321422	7,030	-	7,030
603	Ngora District	321422	7,030	2,002	9,032
604	Napak District	321422	7,030	13,771	20,802
605	Kibuku District	321422	7,030	-	7,030
606	Nwoya District	321422	7,030	1,980	9,010
607	Kole District	321422	7,030	9,620	16,650
608	Butambala District	321422	7,030	-	7,030

Handwritten signature and date: 16/10/15

Annex 2b: Second Quarter Release details between Normal and PRDP for FY 2015/16

Vote	Local Government	Item	Normal (Ushs. '000)	PRDP (Ushs. '000)	Total (Ushs. '000)
609	Sheema District	321422	7,030	-	7,030
610	Buhweju District	321422	7,030	-	7,030
611	Agago District	321422	7,030	3,541	10,571
612	Kween District	321422	7,030	-	7,030
751	Arua Municipal Council	321422	1,303	2,892	4,195
752	Entebbe Municipal Council	321422	1,303	-	1,303
753	Fort-Portal Municipal Council	321422	1,303	-	1,303
754	Gulu Municipal Council	321422	1,303	-	1,303
755	Jinja Municipal Council	321422	1,303	-	1,303
757	Kabale Municipal Council	321422	1,303	-	1,303
758	Lira Municipal Council	321422	1,303	-	1,303
759	Masaka Municipal Council	321422	1,303	-	1,303
760	Mbale Municipal Council	321422	1,303	-	1,303
761	Mbarara Municipal Council	321422	1,303	-	1,303
762	Moroto Municipal Council	321422	1,303	-	1,303
763	Soroti Municipal Council	321422	1,303	-	1,303
764	Tororo Municipal Council	321422	1,303	1,967	3,270
770	Kasese Municipal Council	321422	1,303	-	1,303
771	Hoima Municipal Council	321422	1,303	-	1,303
772	Mukono Municipal Council	321422	1,303	-	1,303
773	Iganga Municipal Council	321422	1,303	-	1,303
774	Masindi Municipal Council	321422	1,303	-	1,303
775	Ntungamo Municipal Council	321422	1,303	-	1,303
776	Busia Municipal Council	321422	1,303	-	1,303
777	Bushenyi - Ishaka Municipal Council	321422	1,303	-	1,303
778	Rukungiri Municipal Council	321422	1,303	-	1,303
C: PAF Monitoring and Accountability Grant (including PRDP)					
501	Adjumani District	321427	9,614	9,455	19,069
502	Apac District	321427	17,234	6,313	23,547
503	Arua District	321427	26,551	10,070	36,621
504	Bugiri District	321427	12,143	-	12,143
505	Bundibugyo District	321427	9,657	-	9,657
506	Bushenyi District	321427	10,543	-	10,543
507	Busia District	321427	10,280	4,808	15,088
508	Gulu District	321427	18,027	9,501	27,529
509	Hoima District	321427	14,124	-	14,124
510	Iganga District	321427	19,245	-	19,245
511	Jinja District	321427	14,637	-	14,637
512	Kabale District	321427	24,588	-	24,588
513	Kabarole District	321427	14,471	-	14,471
514	Kaberamaido District	321427	8,266	5,469	13,735
515	Kalangala District	321427	9,006	-	9,006
517	Kamuli District	321427	17,023	-	17,023
518	Kamwenge District	321427	11,883	-	11,883
519	Kanungu District	321427	12,246	-	12,246
520	Kapchorwa District	321427	7,011	3,551	10,562
521	Kasese District	321427	24,052	-	24,052
522	Katakwi District	321427	10,982	5,330	16,312
523	Kayunga District	321427	13,300	-	13,300
524	Kibale District	321427	20,007	-	20,007
525	Kiboga District	321427	7,149	-	7,149
526	Kisoro District	321427	13,927	-	13,927
527	Kitgum District	321427	13,113	8,358	21,471
528	Kotido District	321427	6,367	8,345	14,713
529	Kumi District	321427	8,865	4,677	13,541
530	Kyenjonjo District	321427	11,642	-	11,642
531	Lira District	321427	12,775	9,596	22,372
532	Luwero District	321427	19,343	-	19,343
533	Masaka District	321427	8,885	-	8,885
534	Masindi District	321427	8,831	6,722	15,553

[Handwritten signature]
16/10/15

Annex 2b: Second Quarter Release details between Normal and PRDP for FY 2015/16

Vote	Local Government	Item	Normal (Ushs. '000)	PRDP (Ushs. '000)	Total (Ushs. '000)
535	Mayuge District	321427	15,041	-	15,041
536	Mbale District	321427	14,484	5,995	20,479
537	Mbarara District	321427	16,425	-	16,425
538	Moroto District	321427	5,577	7,449	13,026
539	Moyo District	321427	8,983	7,304	16,287
540	Mpigi District	321427	9,627	-	9,627
541	Mubende District	321427	17,311	-	17,311
542	Mukono District	321427	16,231	-	16,231
543	Nakapiripirit District	321427	8,369	7,840	16,209
544	Nakasongola District	321427	13,076	-	13,076
545	Nebbi District	321427	13,664	6,292	19,956
546	Ntungamo District	321427	18,480	-	18,480
547	Pader District	321427	10,173	8,309	18,482
548	Pallisa District	321427	12,980	6,764	19,744
549	Rakai District	321427	22,970	-	22,970
550	Rukungiri District	321427	14,149	-	14,149
551	Sembabule District	321427	11,356	-	11,356
552	Sironko District	321427	10,125	5,604	15,730
553	Soroti District	321427	11,634	6,458	18,092
554	Tororo District	321427	17,310	6,484	23,794
555	Wakiso District	321427	27,075	-	27,075
556	Yumbe District	321427	12,704	8,412	21,116
557	Butaleja District	321427	8,804	4,374	13,179
558	Ibanda District	321427	10,129	-	10,129
559	Kaabong District	321427	10,516	9,743	20,259
560	Isingiro District	321427	13,815	-	13,815
561	Kaliro District	321427	8,631	-	8,631
562	Kiruhura District	321427	12,017	-	12,017
563	Koboko District	321427	6,692	5,742	12,434
564	Amolatar District	321427	6,939	4,918	11,856
565	Amuria District	321427	12,589	7,247	19,835
566	Manafwa District	321427	13,960	5,557	19,516
567	Bukwo District	321427	6,001	3,297	9,299
568	Mityana District	321427	12,908	-	12,908
569	Nakaseke District	321427	11,002	-	11,002
570	Amuru District	321427	8,791	7,792	16,582
571	Budaka District	321427	7,403	4,186	11,589
572	Oyam District	321427	13,139	8,956	22,095
573	Abim District	321427	7,026	7,133	14,159
574	Namutumba District	321427	8,198	-	8,198
575	Dokolo District	321427	7,357	7,712	15,069
576	Bullisa District	321427	4,774	4,505	9,279
577	Maracha District	321427	8,342	5,534	13,876
578	Bukedea District	321427	10,347	4,003	14,351
579	Bududa District	321427	7,242	4,155	11,397
580	Lyantonde District	321427	4,813	-	4,813
581	Amudat District	321427	3,036	7,306	10,342
582	Buikwe District	321427	12,645	-	12,645
583	Buyende District	321427	7,466	-	7,466
584	Kyegegwa District	321427	6,133	-	6,133
585	Lamwo District	321427	9,301	7,858	17,159
586	Otuke District	321427	5,318	6,954	12,272
587	Zombo District	321427	7,204	5,384	12,588
588	Alebtong District	321427	7,714	7,910	15,624
589	Bulambuli District	321427	6,194	3,703	9,897
590	Buvuma District	321427	8,204	-	8,204
591	Gomba District	321427	6,859	-	6,859
592	Kiryandongo District	321427	8,894	6,439	15,333
593	Luuka District	321427	8,227	-	8,227
594	Namayingo District	321427	8,759	-	8,759
595	Ntoroko District	321427	4,325	-	4,325

UQO.
14/10/15

Annex 2b: Second Quarter Release details between Normal and PRDP for FY 2015/16

Vote	Local Government	Item	Normal (Ushs. '000)	PRDP (Ushs. '000)	Total (Ushs. '000)
596	Serere District	321427	11,071	5,075	16,147
597	Kyankwanzi District	321427	7,872	-	7,872
598	Kalungu District	321427	8,086	-	8,086
599	Lwengo District	321427	9,410	-	9,410
600	Bukomansimbi District	321427	5,792	-	5,792
601	Mitooma District	321427	8,366	-	8,366
602	Rubirizi District	321427	5,190	-	5,190
603	Ngora District	321427	6,695	3,891	10,586
604	Napak District	321427	6,910	7,630	14,540
605	Kibuku District	321427	5,993	4,081	10,074
606	Nwoya District	321427	6,838	6,806	13,644
607	Kole District	321427	7,909	5,571	13,480
608	Butambala District	321427	9,295	-	9,295
609	Sheema District	321427	11,025	-	11,025
610	Buhweju District	321427	4,308	-	4,308
611	Agago District	321427	10,488	8,881	19,369
612	Kween District	321427	7,334	3,462	10,796
751	Arua Municipal Council	321427	3,517	1,474	4,991
752	Entebbe Municipal Council	321427	3,728	-	3,728
753	Fort-Portal Municipal Council	321427	3,742	-	3,742
754	Gulu Municipal Council	321427	5,920	2,260	8,180
755	Jinja Municipal Council	321427	5,177	-	5,177
757	Kabale Municipal Council	321427	4,495	-	4,495
758	Lira Municipal Council	321427	4,048	2,260	6,307
759	Masaka Municipal Council	321427	3,316	-	3,316
760	Mbale Municipal Council	321427	5,565	1,081	6,647
761	Mbarara Municipal Council	321427	4,884	-	4,884
762	Moroto Municipal Council	321427	1,566	2,260	3,825
763	Soroti Municipal Council	321427	4,032	1,474	5,506
764	Tororo Municipal Council	321427	3,302	1,081	4,384
770	Kasese Municipal Council	321427	4,457	-	4,457
771	Hoima Municipal Council	321427	3,666	-	3,666
772	Mukono Municipal Council	321427	4,715	-	4,715
773	Iganga Municipal Council	321427	2,824	-	2,824
774	Masindi Municipal Council	321427	3,767	1,474	5,241
775	Ntungamo Municipal Council	321427	1,508	-	1,508
776	Busia Municipal Council	321427	2,187	1,081	3,269
777	Bushenyi - Ishaka Municipal Council	321427	3,126	-	3,126
778	Rukungiri Municipal Council	321427	2,956	-	2,956
D: Environment and Natural Resources					
501	Adjumani District	321436	1,986	9,787	11,773
502	Apac District	321436	1,900	5,902	7,802
503	Arua District	321436	2,296	15,105	17,400
504	Bugiri District	321436	1,802	-	1,802
505	Bundibugyo District	321436	1,758	-	1,758
506	Bushenyi District	321436	2,046	-	2,046
507	Busia District	321436	1,233	3,935	5,168
508	Gulu District	321436	2,992	19,003	21,995
509	Hoima District	321436	2,116	-	2,116
510	Iganga District	321436	2,349	-	2,349
511	Jinja District	321436	2,794	-	2,794
512	Kabale District	321436	1,981	-	1,981
513	Kabarole District	321436	2,068	-	2,068
514	Kaberamaido District	321436	1,681	1,180	2,862
515	Kalangala District	321436	966	-	966
517	Kamuli District	321436	1,838	-	1,838
518	Kamwenge District	321436	1,808	-	1,808
519	Kanungu District	321436	1,113	-	1,113
520	Kapchorwa District	321436	1,314	1,574	2,888
521	Kasese District	321436	2,303	-	2,303

UQe.
16/10/15

Annex 2b: Second Quarter Release details between Normal and PRDP for FY 2015/16

Vote	Local Government	Item	Normal (Ushs. '000)	PRDP (Ushs. '000)	Total (Ushs. '000)
522	Katakwi District	321436	1,815	18,788	20,603
523	Kayunga District	321436	1,605	-	1,605
524	Kibale District	321436	2,181	-	2,181
525	Kiboga District	321436	1,555	-	1,555
526	Kisoro District	321436	1,438	-	1,438
527	Kitgum District	321436	2,024	15,739	17,763
528	Kotido District	321436	1,653	8,345	9,998
529	Kumi District	321436	2,551	1,967	4,519
530	Kyenjonjo District	321436	2,137	-	2,137
531	Lira District	321436	3,021	19,193	22,214
532	Luwero District	321436	2,265	-	2,265
533	Masaka District	321436	2,987	-	2,987
534	Masindi District	321436	1,840	2,129	3,969
535	Mayuge District	321436	1,785	-	1,785
536	Mbale District	321436	2,618	1,967	4,586
537	Mbarara District	321436	2,995	-	2,995
538	Moroto District	321436	2,139	3,775	5,914
539	Moyo District	321436	2,528	19,674	22,201
540	Mpigi District	321436	2,085	-	2,085
541	Mubende District	321436	2,535	-	2,535
542	Mukono District	321436	2,345	-	2,345
543	Nakapiripit District	321436	2,420	5,919	8,339
544	Nakasongola District	321436	2,412	-	2,412
545	Nebbi District	321436	1,611	8,873	10,484
546	Ntungamo District	321436	2,706	-	2,706
547	Pader District	321436	1,600	16,618	18,218
548	Pallisa District	321436	2,194	11,924	14,119
549	Rakai District	321436	2,394	-	2,394
550	Rukungiri District	321436	1,555	-	1,555
551	Sembabule District	321436	2,250	-	2,250
552	Sironko District	321436	2,096	4,328	6,424
553	Soroti District	321436	2,100	19,674	21,774
554	Tororo District	321436	2,544	23,362	25,906
555	Wakiso District	321436	128,051	-	128,051
556	Yumbe District	321436	1,869	7,869	9,738
557	Butaleja District	321436	1,591	2,187	3,778
558	Ibanda District	321436	1,071	-	1,071
559	Kaabong District	321436	1,992	24,357	26,349
560	Isingiro District	321436	2,111	-	2,111
561	Kaliro District	321436	1,507	-	1,507
562	Kiruhura District	321436	2,317	-	2,317
563	Koboko District	321436	1,051	11,804	12,855
564	Amolatar District	321436	1,196	7,869	9,066
565	Amuria District	321436	2,523	4,774	7,297
566	Manafwa District	321436	1,774	5,902	7,676
567	Bukwo District	321436	981	4,918	5,900
568	Mityana District	321436	2,062	-	2,062
569	Nakaseke District	321436	1,514	-	1,514
570	Amuru District	321436	1,333	19,090	20,422
571	Budaka District	321436	1,369	6,748	8,117
572	Oyam District	321436	1,834	11,804	13,638
573	Abim District	321436	1,588	11,214	12,802
574	Namutumba District	321436	1,654	-	1,654
575	Dokolo District	321436	1,554	9,837	11,391
576	Bullisa District	321436	1,495	-	1,495
577	Maracha District	321436	1,052	5,509	6,561
578	Bukedea District	321436	1,683	7,869	9,553
579	Bududa District	321436	1,276	4,017	5,293
580	Lyantonde District	321436	1,281	-	1,281
581	Amudat District	321436	1,158	10,958	12,116
582	Buikwe District	321436	1,765	-	1,765

100
16/10/15

Annex 2b: Second Quarter Release details between Normal and PRDP for FY 2015/16

Vote	Local Government	Item	Normal (Ushs. '000)	PRDP (Ushs. '000)	Total (Ushs. '000)
583	Buyende District	321436	1,151	-	1,151
584	Kyegegwa District	321436	1,234	-	1,234
585	Lamwo District	321436	1,376	5,346	6,722
586	Otuke District	321436	1,457	1,967	3,424
587	Zombo District	321436	1,066	13,459	14,526
588	Alebtong District	321436	1,022	3,955	4,977
589	Bulambuli District	321436	1,246	3,629	4,875
590	Buvuma District	321436	1,296	-	1,296
591	Gomba District	321436	1,415	-	1,415
592	Kiryandongo District	321436	1,406	5,902	7,308
593	Luuka District	321436	1,210	-	1,210
594	Namayingo District	321436	1,302	-	1,302
595	Ntoroko District	321436	1,109	-	1,109
596	Serere District	321436	1,314	14,129	15,443
597	Kyankwanzi District	321436	1,405	-	1,405
598	Kalungu District	321436	1,253	-	1,253
599	Lwengo District	321436	1,148	-	1,148
600	Bukomansimbi District	321436	1,107	-	1,107
601	Mitooma District	321436	1,645	-	1,645
602	Rubirizi District	321436	1,296	-	1,296
603	Ngora District	321436	1,382	3,813	5,196
604	Napak District	321436	1,385	15,739	17,124
605	Kibuku District	321436	1,361	15,739	17,100
606	Nwoya District	321436	1,452	2,754	4,206
607	Kole District	321436	2,447	4,846	7,293
608	Butambala District	321436	1,099	-	1,099
609	Sheema District	321436	1,281	-	1,281
610	Buhweju District	321436	1,481	-	1,481
611	Agago District	321436	1,605	1,574	3,179
612	Kween District	321436	1,320	8,032	9,352
751	Arua Municipal Council	321436	-	1,365	1,365
752	Entebbe Municipal Council	321436	-	-	-
753	Fort-Portal Municipal Council	321436	-	-	-
754	Gulu Municipal Council	321436	-	9,837	9,837
755	Jinja Municipal Council	321436	-	-	-
757	Kabale Municipal Council	321436	-	-	-
758	Lira Municipal Council	321436	-	1,130	1,130
759	Masaka Municipal Council	321436	-	-	-
760	Mbale Municipal Council	321436	-	-	-
761	Mbarara Municipal Council	321436	-	-	-
762	Moroto Municipal Council	321436	-	3,108	3,108
763	Soroti Municipal Council	321436	-	2,291	2,291
764	Tororo Municipal Council	321436	-	-	-
770	Kasese Municipal Council	321436	-	-	-
771	Hoima Municipal Council	321436	-	-	-
772	Mukono Municipal Council	321436	-	-	-
773	Iganga Municipal Council	321436	-	-	-
774	Masindi Municipal Council	321436	-	2,951	2,951
775	Ntungamo Municipal Council	321436	-	-	-
776	Busia Municipal Council	321436	-	-	-
777	Bushenyi - Ishaka Municipal Council	321436	-	-	-
778	Rukungiri Municipal Council	321436	-	-	-

U.O.
16/10/15